


Fixed-Income Toolbox™ 1

User's Guide



MATLAB®

How to Contact The MathWorks



www.mathworks.com Web
comp.soft-sys.matlab Newsgroup
www.mathworks.com/contact_TS.html Technical Support



suggest@mathworks.com Product enhancement suggestions
bugs@mathworks.com Bug reports
doc@mathworks.com Documentation error reports
service@mathworks.com Order status, license renewals, passcodes
info@mathworks.com Sales, pricing, and general information



508-647-7000 (Phone)



508-647-7001 (Fax)



The MathWorks, Inc.
3 Apple Hill Drive
Natick, MA 01760-2098

For contact information about worldwide offices, see the MathWorks Web site.

Fixed-Income Toolbox™ User's Guide

© COPYRIGHT 2003–2010 by The MathWorks, Inc.

The software described in this document is furnished under a license agreement. The software may be used or copied only under the terms of the license agreement. No part of this manual may be photocopied or reproduced in any form without prior written consent from The MathWorks, Inc.

FEDERAL ACQUISITION: This provision applies to all acquisitions of the Program and Documentation by, for, or through the federal government of the United States. By accepting delivery of the Program or Documentation, the government hereby agrees that this software or documentation qualifies as commercial computer software or commercial computer software documentation as such terms are used or defined in FAR 12.212, DFARS Part 227.72, and DFARS 252.227-7014. Accordingly, the terms and conditions of this Agreement and only those rights specified in this Agreement, shall pertain to and govern the use, modification, reproduction, release, performance, display, and disclosure of the Program and Documentation by the federal government (or other entity acquiring for or through the federal government) and shall supersede any conflicting contractual terms or conditions. If this License fails to meet the government's needs or is inconsistent in any respect with federal procurement law, the government agrees to return the Program and Documentation, unused, to The MathWorks, Inc.

Trademarks

MATLAB and Simulink are registered trademarks of The MathWorks, Inc. See www.mathworks.com/trademarks for a list of additional trademarks. Other product or brand names may be trademarks or registered trademarks of their respective holders.

Patents

The MathWorks products are protected by one or more U.S. patents. Please see www.mathworks.com/patents for more information.

Revision History

| | | |
|----------------|----------------|-------------------------------------------|
| May 2003 | Online only | New for Version 1.0 (Release 13) |
| November 2003 | First printing | Unchanged |
| June 2004 | Online only | Revised for Version 1.0.1 (Release 14) |
| August 2004 | Online only | Revised for Version 1.1 (Release 14+) |
| September 2005 | Online only | Revised for Version 1.1.1 (Release 14SP3) |
| March 2006 | Online only | Revised for Version 1.1.2 (Release 2006a) |
| September 2006 | Online only | Revised for Version 1.2 (Release 2006b) |
| March 2007 | Online only | Revised for Version 1.3 (Release 2007a) |
| September 2007 | Online only | Revised for Version 1.4 (Release 2007b) |
| March 2008 | Online only | Revised for Version 1.5 (Release 2008a) |
| October 2008 | Online only | Revised for Version 1.6 (Release 2008b) |
| March 2009 | Online only | Revised for Version 1.7 (Release 2009a) |
| September 2009 | Online only | Revised for Version 1.8 (Release 2009b) |
| March 2010 | Online only | Revised for Version 1.9 (Release 2010a) |

Getting Started

1

| | |
|-----------------------------------------|-----|
| Product Overview | 1-2 |
| Introduction | 1-2 |
| Expected Background | 1-2 |
| | |
| What This Product Provides | 1-4 |
| Supported Tasks | 1-4 |
| Using Mortgage-Backed Securities | 1-4 |
| Using Debt Instruments | 1-5 |
| Using Derivative Securities | 1-5 |
| Using Interest-Rate Curve Objects | 1-5 |

Mortgage-Backed Securities

2

| | |
|--------------------------------------------------------|------|
| What Are Mortgage-Backed Securities? | 2-2 |
| | |
| Using Fixed-Rate Mortgage Pool Functions | 2-3 |
| Introduction | 2-3 |
| Inputs to Functions | 2-4 |
| Generating Prepayment Vectors | 2-4 |
| Mortgage Prepayments | 2-6 |
| Risk Measurement | 2-8 |
| Mortgage Pool Valuation | 2-9 |
| Computing Option-Adjusted Spread | 2-10 |
| Prepayments with Fewer Than 360 Months Remaining .. | 2-13 |
| Pools with Different Numbers of Coupons Remaining | 2-15 |

Debt Instruments

3

| | |
|------------------------------------------------------|------|
| Treasury Bills Defined | 3-2 |
| Computing Treasury Bill Price and Yield | 3-3 |
| Introduction | 3-3 |
| Treasury Bill Repurchase Agreements | 3-3 |
| Treasury Bill Yields | 3-5 |
| Using Zero-Coupon Bonds | 3-7 |
| Introduction | 3-7 |
| Measuring Zero-Coupon Bond Function Quality | 3-7 |
| Pricing Treasury Notes | 3-8 |
| Pricing Corporate Bonds | 3-10 |
| Stepped-Coupon Bonds | 3-12 |
| Introduction | 3-12 |
| Cash Flows from Stepped-Coupon Bonds | 3-12 |
| Price and Yield of Stepped-Coupon Bonds | 3-14 |
| Term Structure Calculations | 3-15 |
| Introduction | 3-15 |
| Computing Spot and Forward Curves | 3-15 |
| Computing Spreads | 3-17 |

Derivative Securities

4

| | |
|-----------------------------------------|------|
| Pricing and Hedging | 4-2 |
| Swap Pricing Assumptions | 4-2 |
| Swap Pricing Example | 4-3 |
| Portfolio Hedging | 4-8 |
| Convertible Bond Valuation | 4-10 |
| Bond Futures | 4-12 |

| | |
|-----------------------------------------------------|------|
| Supported Bond Futures | 4-12 |
| Example Analysis of Bond Futures | 4-14 |
| Managing Interest-Rate Risk with Bond Futures | 4-16 |

Interest-Rate Curve Objects

5

| | |
|--------------------------------------------------------------------------------------------------|------------|
| Introduction to Interest-Rate Curve Objects | 5-2 |
| Class Structure | 5-2 |
| Supported Workflow Model Using Interest-Rate Curve Objects | 5-3 |
| Creating Interest-Rate Curve Objects | 5-4 |
| Creating an IRDataCurve Object | 5-6 |
| Using the IRDataCurve Constructor with Dates and Data | 5-6 |
| Using IRDataCurve bootstrap Method for Bootstrapping Based on Market Instruments | 5-7 |
| Creating an IRFunctionCurve Object | 5-13 |
| Using a Function Handle to Fit an IRFunctionCurve Object | 5-13 |
| Using the Nelson-Siegel Method to Fit an IRFunctionCurve Object | 5-14 |
| Using the Svensson Method to Fit an IRFunctionCurve Object | 5-16 |
| Using the Smoothing Spline Method to Fit an IRFunctionCurve Object | 5-18 |
| Using the fitFunction to Create a Custom Fitting Function for an IRFunctionCurve Object | 5-21 |
| Converting an IRDataCurve or IRFunctionCurve Object | 5-25 |
| Introduction | 5-25 |
| Using the toRateSpec Method | 5-25 |
| Using Vector of Dates and Data Methods | 5-26 |

Function Reference

6

| | |
|--------------------------------------------------|------|
| Bond Futures | 6-2 |
| Certificates of Deposit | 6-2 |
| Convertible Bonds | 6-3 |
| Derivative Securities | 6-3 |
| Interest-Rate Curve Objects | 6-3 |
| Mortgage-Backed Securities | 6-6 |
| Option-Adjusted Spread Computations | 6-7 |
| Stepped-Coupon Bonds | 6-8 |
| Treasury Bills | 6-9 |
| Zero-Coupon Instruments | 6-10 |

Functions — Alphabetical List

7

Class Reference

A

| | |
|----------------------------------|-----|
| @IRBootstrapOptions | A-2 |
| Hierarchy | A-2 |
| Constructor | A-2 |

| | |
|-----------------------------------|------|
| Public Read-Only Properties | A-2 |
| Methods | A-3 |
| @IRCurve | A-4 |
| Hierarchy | A-4 |
| Description | A-4 |
| Constructor | A-4 |
| Public Read-Only Properties | A-4 |
| Methods | A-6 |
| @IRDataCurve | A-7 |
| Hierarchy | A-7 |
| Description | A-7 |
| Constructor | A-7 |
| Public Read-Only Properties | A-8 |
| Methods | A-9 |
| @IRFitOptions | A-10 |
| Hierarchy | A-10 |
| Description | A-10 |
| Constructor | A-10 |
| Public Read-Only Properties | A-11 |
| Methods | A-11 |
| @IRFunctionCurve | A-12 |
| Hierarchy | A-12 |
| Description | A-12 |
| Constructor | A-12 |
| Public Read-Only Properties | A-13 |
| Methods | A-14 |

Bibliography

B

| | |
|----------------------------------------------------|-----|
| Fitting Interest-Rate Curve Functions | B-2 |
| Bootstrapping a Swap Curve | B-3 |

Bond Futures **B-4**

Examples

C

Treasury Bills **C-2**

Using Zero-Coupon Bonds **C-2**

Stepped-Coupon Bonds **C-2**

Pricing and Hedging **C-2**

Bond Futures **C-2**

Glossary

Index

Getting Started

- “Product Overview” on page 1-2
- “What This Product Provides” on page 1-4

Product Overview

| In this section... |
|-----------------------------------|
| “Introduction” on page 1-2 |
| “Expected Background” on page 1-2 |

Introduction

Fixed-Income Toolbox™ software extends MATLAB® with functions for fixed-income modeling and analysis. You can use the toolbox to determine the price, yield, and cash flow for many types of fixed-income securities, including mortgage-backed securities, corporate bonds, treasury bonds, municipal bonds, certificates of deposit, and treasury bills. Fixed-Income Toolbox functions also enable you to work with derivatives, including swaps, convertible bonds, and treasury futures. The built-in functions can be used to create customized fixed-income models based on mortgage-backed securities and debt instruments.

Expected Background

In general, this guide assumes experience working with fixed-income instruments and some familiarity with the underlying models.

Your title is likely one of these:

- Analyst, quantitative analyst
- Risk manager
- Portfolio manager
- Fund manager, asset manager
- Financial engineer
- Trader
- Student, professor, or other academic

Your background, education, training, and responsibilities likely match some aspects of this profile:

- Finance, economics, perhaps accounting
- Engineering, mathematics, physics, other quantitative sciences
- Bachelor's degree minimum; MS or MBA likely; Ph.D. perhaps; CFA
- Comfortable with probability theory, statistics, and algebra
- Understand linear or matrix algebra and calculus
- Perhaps new to MATLAB software

What This Product Provides

| In this section... |
|-------------------------------------------------|
| “Supported Tasks” on page 1-4 |
| “Using Mortgage-Backed Securities” on page 1-4 |
| “Using Debt Instruments” on page 1-5 |
| “Using Derivative Securities” on page 1-5 |
| “Using Interest-Rate Curve Objects” on page 1-5 |

Supported Tasks

Fixed-Income Toolbox software extends MATLAB software with functions for fixed-income modeling and analysis. You can use the toolbox to determine the price, yield, and cash flow for many types of fixed-income securities, including mortgage-backed securities, corporate bonds, Treasury bonds, municipal bonds, certificates of deposit, and Treasury bills.

Fixed-Income Toolbox software also enables you to work with derivatives, including swaps, convertible bonds, and Treasury futures. You can use built-in functions to create customized fixed-income models based on mortgage-backed securities and debt instruments. You can then use Fixed-Income Toolbox software to perform the following:

- Calculate the price and yield for generic fixed-rate mortgage pools and balloon mortgages.
- Determine the price, yield, discount rate, and cash-flow schedule for debt instruments, including Treasury bills, zero-coupon bonds, and stepped-coupon bonds.
- Calculate swap rates and sensitivities.
- Analyze the term structure of interest rates, including bootstrapping and fitting the term structure to market data using parametric models.

Using Mortgage-Backed Securities

With Fixed-Income Toolbox software, you can model generic fixed-rate mortgage pools and balloon mortgages. Tools are provided for:

- Calculating the price and yield of mortgage-backed securities using prepayment options derived from uniform practices of the Public Securities Association (PSA)
- Determining the mortgage-pool price or effective duration using the option-adjusted spread (OAS) method
- Calculating basic risk measurements for a mortgage-pool portfolio using convexity, duration, and average life

Using Debt Instruments

You can also use Fixed-Income Toolbox software to work with a variety of debt instruments. You can calculate price, yield, discount rate, and break-even discount rate for treasury bills, and determine price, yield, and cash-flow schedules for corporate, treasury, and municipal bonds. The zero-coupon functions in Fixed-Income Toolbox software help with the extraction of present value from virtually any fixed-coupon instrument for any time period. Toolbox functions also let you calculate price, yield, and cash-flow schedules for stepped-coupon bonds. The next coupon dates are computed automatically from the last entered input end dates. The payment due on settlement represents the accrued interest due on that day.

Using Derivative Securities

In addition, Fixed-Income Toolbox software provides tools based on Black's option functions for working with fixed-income derivatives. These tools let you calculate swap price by computing par yields that equate the floating-rate side of a swap to the fixed-rate side. You can set the present value of the fixed side to the present value of the floating side without aligning and comparing fixed and floating periods. The duration-hedging capability in the toolbox lets you hedge a portfolio and address interest-rate risk exposure with a swap arrangement. Fixed-Income Toolbox software lets you use binomial and trinomial trees to value convertible bonds. The value of the convertible bond is determined by the uncertainty of the relative stock.

Using Interest-Rate Curve Objects

Fixed-Income Toolbox software provides tools for analyzing the term structure of interest rates, including bootstrapping and fitting the term structure to market data using parametric models (e.g., Nelson-Siegel and Svensson),

spline-based models, and user-defined functions. Fixed-Income Toolbox supports three class objects:

- “@IRCurve” on page A-4

Creates an interest-rate curves and includes methods for extracting forward, zero, and discount factors curves.

Supports a method to convert to a `RateSpec` structure, which is an acceptable input format for the Financial Derivatives Toolbox™ function `intenvset`.

- “@IRDataCurve” on page A-7

Represents interest-rate curves based on vectors of dates and data. This class supports bootstrapping an interest-rate curve from market instruments with a range of interpolation methods.

- “@IRFunctionCurve” on page A-12

Represents an interest-rate curve with a function; the function can be specified directly, or a form of the function can be specified and then the parameters are fit to available market data. In addition, you can determine which type of interest-rate curve (zero, forward, or discount curve) fits the market data, as well as, any custom functions.

Mortgage-Backed Securities

- “What Are Mortgage-Backed Securities?” on page 2-2
- “Using Fixed-Rate Mortgage Pool Functions” on page 2-3

What Are Mortgage-Backed Securities?

Mortgage-backed securities (MBSs) are a type of investment that represents ownership in a group of mortgages. Principal and interest from the individual mortgages are used to pay principal and interest on the MBS.

Ownership in a group of mortgages is typically represented by a *pass-through certificate* (PC). Most pass-through certificates are issued by the Government National Mortgage Agency, a branch of the United States government, or by one of two private corporations: Fannie Mae or Freddie Mac. With these certificates, homeowners' payments pass from the originating bank through the issuing agency to holders of the certificates. These agencies also frequently guarantee that the certificate holder receives timely payment of principal and interest from the PCs.

Using Fixed-Rate Mortgage Pool Functions

In this section...

“Introduction” on page 2-3

“Inputs to Functions” on page 2-4

“Generating Prepayment Vectors” on page 2-4

“Mortgage Prepayments” on page 2-6

“Risk Measurement” on page 2-8

“Mortgage Pool Valuation” on page 2-9

“Computing Option-Adjusted Spread” on page 2-10

“Prepayments with Fewer Than 360 Months Remaining” on page 2-13

“Pools with Different Numbers of Coupons Remaining” on page 2-15

Introduction

Fixed-Income Toolbox software supports calculations involved with generic fixed-rate mortgage pools and balloon mortgages. Pass-through certificates typically have embedded call options in the form of prepayment. Prepayment is an excess payment applied to the principal of a PC. These accelerated payments reduce the effective life of a PC.

The toolbox comes with a standard Bond Market Association (PSA) prepayment model and can generate multiples of standard prepayment speeds. The Public Securities Association provides a set of uniform practices for calculating the characteristics of mortgage-backed securities when there is an assumed prepayment function.

You can obtain more information about these uniform practices on the PSA Web site (<http://www.bondmarkets.com>).

Alternatively, aside from the standard PSA implementation in this toolbox, you can supply your own projected prepayment vectors. At this time, however, custom prepayment functionality that incorporates pool-specific information and interest rate forecasts are not available in this toolbox. If you plan to use

custom prepayment vectors in your calculations, you presumably already own such a suite in MATLAB.

Inputs to Functions

Because of the generic, all-purpose nature of the toolbox pass-through functions, you can fine-tune them to conform to a particular mortgage. Most functions require at least this set of inputs:

- Gross coupon rate
- Settlement date
- Issue (effective) date
- Maturity date

Typical optional inputs include standard prepayment speed (or customized vector), net coupon rate (if different from gross coupon rate), and payment delay in number of days.

All calculations are based on expected payment dates and actual cash flow to the investor. For example, when `GrossRate` and `CouponRate` differ as inputs to `mbdsdurp`, the function returns a modified duration based on `CouponRate`. (A notable exception is `mbspassthrough`, which returns interest quantities based on the `GrossRate`.)

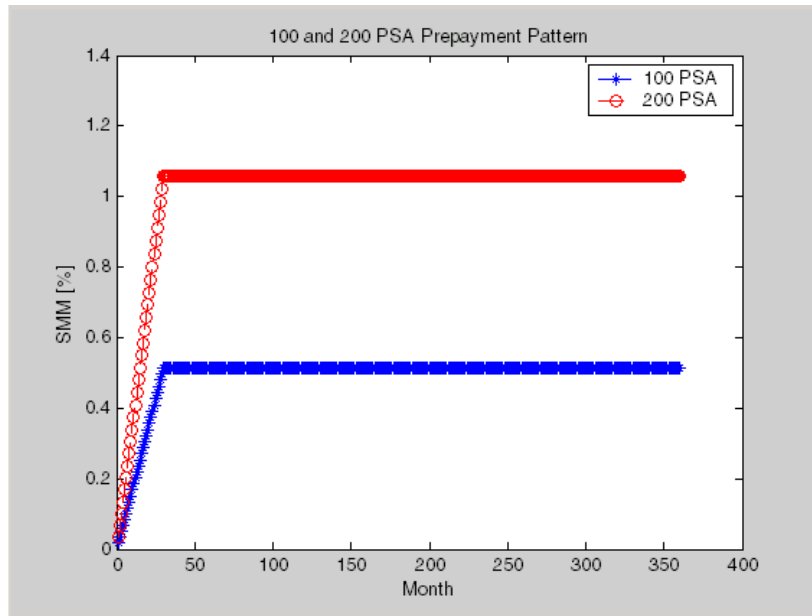
Generating Prepayment Vectors

You can generate PSA multiple prepayment vectors quickly. To generate prepayment vectors of 100 and 200 PSA, type

```
PSASpeed = [100, 200];  
[CPR, SMM] = psaspeed2rate(PSASpeed);
```

This function computes two prepayment values: conditional prepayment rate (CPR) and single monthly mortality (SMM) rate. CPR is the percentage of outstanding principal prepaid in 1 year. SMM is the percentage of outstanding principal prepaid in 1 month. In other words, CPR is an annual version of SMM.

Since the entire 360-by-2 array is too long to show in this document, observe the SMM (100 and 200 PSA) plots, spaced one month apart, instead.



Prepayment assumptions form the basis upon which far more comprehensive MBS calculations are based. As an illustration observe the following example, which shows the use of the function `mbscfamounts` to generate cash flows and timings based on a set of standard prepayments.

Consider three mortgage pools that were sold on the issue date (which starts unamortized). The first two pools "balloon out" in 60 months, and the third is regularly amortized to the end. The prepayment speeds are assumed to be 100, 200, and 200 PSA, respectively.

```
Settle      = [datenum('1-Feb-2000');
              datenum('1-Feb-2000');
              datenum('1-Feb-2000')];

Maturity    = [datenum('1-Feb-2030')];

IssueDate   = datenum('1-Feb-2000');
```

```
GrossRate = 0.08125;
CouponRate = 0.075;
Delay = 14;

PSASpeed = [100, 200];
[CPR, SMM] = psaspeed2rate(PSASpeed);

PrepayMatrix = ones(360,3);
PrepayMatrix(1:60,1:2) = SMM(1:60,1:2);
PrepayMatrix(:,3) = SMM(:,2);

[CFlowAmounts, CFlowDates, TFactors, Factors] = ...
mbscfamounts(Settle, Maturity, IssueDate, GrossRate, ...
CouponRate, Delay, [], PrepayMatrix);
```

The fourth output argument, `Factors`, indicates the fraction of the balance still outstanding at the beginning of each month. A snapshot of this argument in the MATLAB Variable Editor illustrates the 60-month life of the first two of the mortgages with balloon payments and the continuation of the third mortgage until the end (360 months).

| | 59 | 60 | 61 | 62 | 63 | 64 | 65 |
|---|---------|---------|---------|---------|---------|---------|--------|
| 1 | 0.7627 | 0.75801 | 0.75334 | 0 | 0 | 0 | 0 |
| 2 | 0.60207 | 0.59509 | 0.58818 | 0 | 0 | 0 | 0 |
| 3 | 0.60207 | 0.59509 | 0.58818 | 0.58135 | 0.57459 | 0.56791 | 0.5613 |

You can readily see that `mbscfamounts` is the building block of most fixed rate and balloon pool cash flows.

Mortgage Prepayments

Prepayment is beneficial to the pass-through owner when a mortgage pool has been purchased at discount. The next example compares mortgage yields (compounded monthly) versus the purchase clean price with constant

prepayment speed. The example illustrates that when you have purchased a pool at a discount, prepayment generates a higher yield with decreasing purchase price.

```
Price = [85; 90; 95];
Settle = datenum('15-Apr-2002');
Maturity = datenum('1 Jan 2030');
IssueDate = datenum('1-Jan-2000');
GrossRate = 0.08125;
CouponRate = 0.075;
Delay = 14;
Speed = 100;
```

Compute the mortgage and bond-equivalent yields.

```
[MYield, BEMBSYield] = mbsyield(Price, Settle, Maturity, ...
IssueDate, GrossRate, CouponRate, Delay, Speed)
```

```
MYield =
```

```
    0.1018
    0.0918
    0.0828
```

```
BEMBSYield =
```

```
    0.1040
    0.0936
    0.0842
```

If for this same pool of mortgages, there was no prepayment (Speed = 0), the yields would decline to

```
MYield =
```

```
    0.0926
    0.0861
    0.0802
```

```
BEMBSYield =
```

```
0.0944
0.0877
0.0815
```

Likewise, if the rate of prepayment doubled (Speed = 200), the yields would increase to

```
MYield =
```

```
0.1124
0.0984
0.0858
```

```
BEMBSYield =
```

```
0.1151
0.1004
0.0873
```

For the same prepayment vector, deeper discount pools earn higher yields. For more information, see `mbsprice` and `mbsyield`.

Risk Measurement

Fixed-Income Toolbox software provides the most basic risk measures of a pool portfolio:

- Modified duration
- Convexity
- Average life of pool

Consider the following example, which calculates the Macaulay and modified durations given the price of a mortgage pool.

```
Price = [95; 100; 105];
Settle = datenum('15-Apr-2002');
Maturity = datenum('1-Jan-2030');
IssueDate = datenum('1-Jan-2000');
GrossRate = 0.08125;
```



```
CouponRate = 0.075;
Delay = 14;
Speed = 100;

[YearDuration, ModDuration] = mbsdurp(Price, Settle, ...
Maturity, IssueDate, GrossRate, CouponRate, Delay, Speed)

YearDuration =

    6.1341
    6.3882
    6.6339

ModDuration =

    5.8863
    6.1552
    6.4159
```

Using Fixed-Income Toolbox functions, you can obtain modified duration and convexity from either price or yield, as long as you specify a prepayment vector or an assumed prepayment speed. The toolbox risk-measurement functions (`mbsdurp`, `mbsdury`, `mbsconvp`, `mbsconvy`, and `mbswal`) adhere to the guidelines listed in the *PSA Uniform Practices* manual.

Mortgage Pool Valuation

For accurate valuation of a mortgage pool, you must generate interest rate paths and use them with mortgage pool characteristics to properly value the pool. A widely used methodology is the option-adjusted spread (OAS). OAS measures the yield spread that is not directly attributable to the characteristics of a fixed-income investment.

Calculating OAS

Prepayment alters the cash flows of an otherwise regularly amortizing mortgage pool. A comprehensive option-adjusted spread calculation typically begins with the generation of a set of paths of spot rates to predict prepayment. A path is collection of i spot-rate paths, with corresponding j cash flows on each of those paths.

The effect of the OAS on pool pricing is shown mathematically in the following equation, where K is the option-adjusted spread.

$$PoolPrice = \frac{1}{NumberofPaths} \times \sum_i^{NumberofPaths} \sum_j \frac{CF_{ij}}{(1 + zerorates_{ij} + K)^{T_{ij}}}$$

Calculating Effective Duration

Alternatively, if you are more interested in the sensitivity of a mortgage pool to interest rate changes, use effective duration, which is a more appropriate measure. Effective duration is defined mathematically with the following equation.

$$Effective\ Duration = \frac{P(y + \Delta y) - P(y - \Delta y)}{2P(y)\Delta y}$$

Calculating Market Price

The toolbox has all the components required to calculate OAS and effective duration if you supply prepayment vectors or assumptions. For OAS, given a prepayment vector, you can generate a set of cash flows with `mbscfamounts`. Discounting these cash flows with the reference curve and then adding OAS produces the market price. See “Computing Option-Adjusted Spread” on page 2-10 for a discussion on the computation of option-adjusted spread.

Effective duration is a more difficult issue. While modified duration changes the discounting process (by changing the yield used to discount cash flows), effective duration must account for the change in cash flow because of the change in yield. A possible solution is to recompute prices using `mbsprice` for a small change in yield, in both the upwards and downwards directions. In this case, you must recompute the prepayment input. Internally, this alters the cash flows of the mortgage pool. Assuming that the OAS stays constant in all yield environments, you can apply a set of discounting factors to the cash flows in up and down yield environments to find the effective duration.

Computing Option-Adjusted Spread

The option-adjusted spread (OAS) is an amount of extra interest added above (or below if negative) the reference zero curve. To compute the OAS, you must

provide the zero curve as an extra input. You can specify the zero curve in any intervals and with any compounding method. (To minimize any error due to interpolation, keep the intervals as regular and frequent as possible.) You must supply a prepayment vector or specify a speed corresponding to a standard PSA prepayment vector.

One way to compute the appropriate zero curve for an agency is to look at its bond yields and bootstrap them from the shortest maturity onwards. You can do this with Financial Toolbox™ functions `zbtprice` and `zbtyield`.

The following example shows how to calculate an appropriate zero curve followed by computation of the pool's OAS. This example calculates the OAS of a 30-year fixed rate mortgage with about a 28-year weighted average maturity left, given an assumption of 0, 50, and 100 PSA prepayment speeds.

Create curve for zerorates.

```
Bonds = [datenum('11/21/2002') 0 100 0 2 1;
          datenum('02/20/2003') 0 100 0 2 1;
          datenum('07/31/2004') 0.03 100 2 3 1;
          datenum('08/15/2007') 0.035 100 2 3 1;
          datenum('08/15/2012') 0.04875 100 2 3 1;
          datenum('02/15/2031') 0.05375 100 2 3 1];

Yields = [0.0162;
          0.0163;
          0.0211;
          0.0328;
          0.0420;
          0.0501];
```

Since the above is Treasury data and not selected agency data, a term structure of spread is assumed. In this example, the spread declines proportionally from a maximum of 250 basis points at the shortest maturity.

```
Yields = Yields + 0.025 * (1./[1:6]');
```

Get parameters from Bonds matrix.

```
Settle = datenum('20-Aug-2002');
Maturity = Bonds(:,1);
```

```
CouponRate = Bonds(:,2);
Face = Bonds(:,3);
Period = Bonds(:,4);
Basis = Bonds(:,5);
EndMonthRule = Bonds(:,6);

[Prices, AccruedInterest] = bndprice(Yields, CouponRate, ...
Settle, Maturity, Period, Basis, EndMonthRule, [], [], [], [], ...
Face);
```

Use `zbtprice` to solve for zero rates.

```
[ZeroRatesP, CurveDatesP] = zbtprice(Bonds, Prices, Settle);
ZeroCompounding = 2*ones(size(ZeroRatesP));
ZeroMatrix = [CurveDatesP, ZeroRatesP, ZeroCompounding];
```

Use output from `zbtprice` to calculate the OAS.

```
Price = 95;
Settle = datenum('20-Aug-2002');
Maturity = datenum('2-Jan-2030');
IssueDate = datenum('2-Jan-2000');
GrossRate = 0.08125;
CouponRate = 0.075;
Delay = 14;
Interpolation = 1;
PrepaySpeed = [0; 50; 100];

OAS = mbsprice2oas(ZeroMatrix, Price, Settle, Maturity, ...
IssueDate, GrossRate, CouponRate, Delay, Interpolation, ...
PrepaySpeed)

OAS =

    26.0502
    28.6348
    31.2222
```

This example shows that one cash flow set is being discounted and solved for its OAS, as contrasted with the `NumberOfPaths` set of cash flows as shown

in “Mortgage Pool Valuation” on page 2-9. Averaging the sets of cash flows resulting from all simulations into one average cash flow vector and solving for the OAS, discounts the averaged cash flows to have a present value of today’s (average) price.

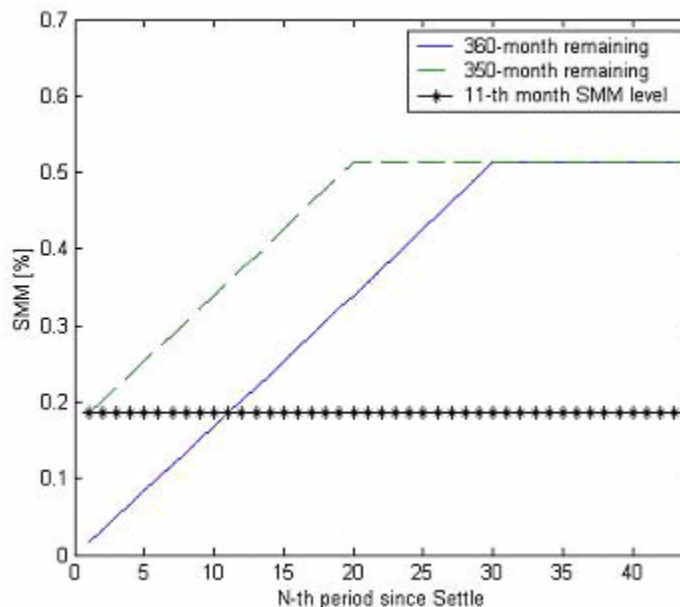
While this example uses the mortgage pool price (`mbsprice2oas`) to determine the OAS, you can also use yield to resolve it (`mbsyield2oas`). Also, there are reverse OAS functions that return prices and yields given OAS (`mbsoas2price` and `mbsoas2yield`).

The example also restates earlier examples that show discount securities benefit from higher level of prepayment, keeping everything else unchanged. The relation is reversed for premium securities.

Prepayments with Fewer Than 360 Months Remaining

When fewer than 360 months remain in the pool, the applicable PSA prepayment vector is "seasoned" by the pool’s age. (Elements in the 360-element prepayment vector that represent past payments are skipped. For example, on a 30-year mortgage that is 10 months old, only the final 350 prepayments are applied.)

Assume, for example, that you have two 30-year loans, one new and another 10 months old. Both have the same PSA speed of 100 and prepay using the vectors plotted below.



Still within the scope of relative valuation, you could also solve for the percentage of the standard PSA prepayment vector given the pool's arbitrary, user-supplied prepayment vector, such that the PSA speed gives the same Macaulay duration as the user-supplied prepayment vector.

If you supply a custom prepayment vector, you must account for the number of months remaining.

```
Price = 101;
Settle = datenum('1-Jan-2001');
Maturity = datenum('1-Jan-2030');
IssueDate = datenum('1-Jan-2000');
GrossRate = 0.08125;
PrepayMatrix = 0.005*ones(348,1);
CouponRate = 0.075;
Delay = 14;
```

```
ImpliedSpeed = mbsprice2speed(Price, Settle, Maturity, ...
IssueDate, GrossRate, PrepayMatrix, CouponRate, Delay)
```

```
ImpliedSpeed =
```

```
104.2526
```

Examine the prepayment input. The remaining 29 years require 348 monthly elements in the prepayment vector. Suppose then, keeping everything the same, you change `Settle` to February 14, 2003.

```
Settle = datenum('14-Feb-2003');
```

You can use `cpncount` to count all incoming coupons received after `Settle` by invoking

```
NumCouponsRemaining = cpncount(Settle, Maturity, 12, 1, [], ...
    IssueDate)
```

```
NumCouponsRemaining =
323
```

The input 12 defines the monthly payment frequency, 1 defines the 30/360 basis, and `IssueDate` defines aging and determination-of-holder date. Thus, you must supply a 323-element vector to account for a prepayment corresponding to each monthly payment.

Pools with Different Numbers of Coupons Remaining

Suppose one pool has two remaining coupons, and the other has three. MATLAB software expects the prepayment matrix to be in the following format:

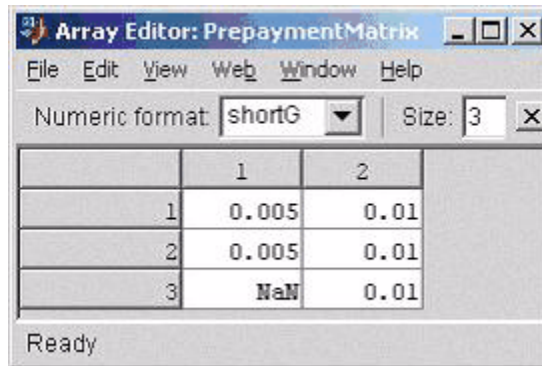
```
V11      V21
V12      V22
NaN      V23
```

$V_{i,j}$ denotes the single monthly mortality (SMM) rate for pool i during the j th coupon period since `Settle`.

The use of NaN to pad the prepayment matrix is necessary because MATLAB cannot concatenate vectors of different lengths into a matrix. Also, it can

serve as an error check against any unintended operation (any MATLAB operation that would return NaN).

For example, assume that the 2 month pool has a constant SMM of 0.5% and the 3 month has a constant SMM of 1% in every period. The prepayment matrix you would create is depicted below.



| | 1 | 2 |
|---|-------|------|
| 1 | 0.005 | 0.01 |
| 2 | 0.005 | 0.01 |
| 3 | NaN | 0.01 |

Create this input in whatever manner is best for you.

Summary of Prepayment Data Vector Representation

- When you specify a PSA prepayment speed, MATLAB "seasons" the pool according to its age.
- When you specify your own prepayment matrix, identify the maximum number of coupons remaining using `cpncount`. Then supply the matrix elements up to the point when cash flow ceases to exist.
- When different length pools must exist in the same matrix, pad the shorter one(s) with NaN. Each column of the prepayment matrix corresponds to a specific pool.

Debt Instruments

- “Treasury Bills Defined” on page 3-2
- “Computing Treasury Bill Price and Yield” on page 3-3
- “Using Zero-Coupon Bonds” on page 3-7
- “Stepped-Coupon Bonds” on page 3-12
- “Term Structure Calculations” on page 3-15

Treasury Bills Defined

Treasury bills are short-term securities (issued with maturities of 1 year or less) sold by the United States Treasury. Sales of these securities are frequent, usually weekly. From time to time, the Treasury also offers longer duration securities called Treasury notes and Treasury bonds.

A Treasury bill is a discount security. The holder of the Treasury bill does not receive periodic interest payments. Instead, at the time of sale, a percentage discount is applied to the face value. At maturity, the holder redeems the bill for full face value.

The basis for Treasury bill interest calculation is actual/360. Under this system, interest accrues on the actual number of elapsed days between purchase and maturity, and each year contains 360 days.

Computing Treasury Bill Price and Yield

In this section...

“Introduction” on page 3-3

“Treasury Bill Repurchase Agreements” on page 3-3

“Treasury Bill Yields” on page 3-5

Introduction

Fixed-Income Toolbox software provides the following suite of functions for computing price and yield on Treasury bills.

Treasury Bill Functions

| Function | Purpose |
|-----------------|---------------------------------------------------------------------------------------------------------------------------------------------------------------------------------------------------------------------|
| tbilldisc2yield | Convert discount rate to yield. |
| tbillprice | Price Treasury bill given its yield or discount rate. |
| tbillrepo | Break-even discount of repurchase agreement. |
| tbillyield | Yield and discount of Treasury bill given its price. |
| tbillyield2disc | Convert yield to discount rate. |
| tbillval01 | The value of 1 basis point given the characteristics of the Treasury bill, as represented by its settlement and maturity dates. You can relate the basis point to discount, money-market, or bond-equivalent yield. |

For all functions with yield in the computation, you can specify yield as money-market or bond-equivalent yield. The functions all assume a face value of \$100 for each Treasury bill.

Treasury Bill Repurchase Agreements

The following example shows how to compute the break-even discount rate. This is the rate that correctly prices the Treasury bill such that the profit from selling the bill equals 0.

```
Maturity = '26-Dec-2002';
InitialDiscount = 0.0161;
PurchaseDate = '26-Sep-2002';
SaleDate = '26-Oct-2002';
RepoRate = 0.0149;
```

```
BreakevenDiscount = tbillrepo(RepoRate, InitialDiscount, ...
PurchaseDate, SaleDate, Maturity)
```

```
BreakevenDiscount =
```

```
0.0167
```

You can check the result of this computation by examining the cash flows in and out from the repurchase transaction. First compute the price of the Treasury bill on the purchase date (September 26).

```
PriceOnPurchaseDate = tbillprice(InitialDiscount, ...
PurchaseDate, Maturity, 3)
```

```
PriceOnPurchaseDate =
```

```
99.5930
```

Next compute the interest due on the repurchase agreement.

```
RepoInterest = ...
RepoRate*PriceOnPurchaseDate*days360(PurchaseDate, SaleDate)/360
```

```
RepoInterest =
```

```
0.1237
```

RepoInterest for a 1.49% 30-day term repurchase agreement (30/360 basis) is 0.1237.

Finally, compute the price of the Treasury bill on the sale date (October 26).

```
PriceOnSaleDate = tbillprice(BreakevenDiscount, SaleDate, ...
Maturity, 3)
```

```
PriceOnSaleDate =
```

```
99.7167
```

Examining the cash flows, observe that the break-even discount causes the sum of the price on the purchase date plus the accrued 30-day interest to be equal to the price on sale date. The next table shows the cash flows.

Cash Flows from Repurchase Agreement

| Date | Cash Out Flow | | Cash In Flow | |
|------------|-----------------|----------|--------------|----------|
| 9/26/2002 | Purchase T-bill | 99.593 | Repo money | 99.593 |
| 10/26/2002 | Payment of repo | 99.593 | Sell T-bill | 99.7168 |
| | Repo interest | 0.1238 | | |
| | Total | 199.3098 | | 199.3098 |

Treasury Bill Yields

Using the same data as before, you can examine the money-market and bond-equivalent yields of the Treasury bill at the time of purchase and sale. The function `tbilldisc2yield` can perform both computations at one time.

```
Maturity = '26-Dec-2002';
InitialDiscount = 0.0161;
PurchaseDate = '26-Sep-2002';
SaleDate = '26-Oct-2002';
RepoRate = 0.0149;
BreakevenDiscount = tbillrepo(RepoRate, InitialDiscount, ...
PurchaseDate, SaleDate, Maturity)
```

```
[BEYield, MMYield] = ...
tbilldisc2yield([InitialDiscount; BreakevenDiscount], ...
[PurchaseDate; SaleDate], Maturity)
```

```
BreakevenDiscount =
```

0.0167

BEYield =

0.0164

0.0170

MMYield =

0.0162

0.0168

For the short Treasury bill (fewer than 182 days to maturity), the money-market yield is 360/365 of the bond-equivalent yield, as this example shows.

Using Zero-Coupon Bonds

| In this section... |
|-----------------------------------------------------------|
| “Introduction” on page 3-7 |
| “Measuring Zero-Coupon Bond Function Quality” on page 3-7 |
| “Pricing Treasury Notes” on page 3-8 |
| “Pricing Corporate Bonds” on page 3-10 |

Introduction

A zero-coupon bond is a corporate, Treasury, or municipal debt instrument that pays no periodic interest. Typically, the bond is redeemed at maturity for its full face value. It will be a security issued at a discount from its face value, or it may be a coupon bond stripped of its coupons and repackaged as a zero-coupon bond.

Fixed-Income Toolbox software provides functions for valuing zero-coupon debt instruments. These functions supplement existing coupon bond functions such as `bndprice` and `bndyield` that are available in Financial Toolbox software.

Measuring Zero-Coupon Bond Function Quality

Zero-coupon function quality is measured by how consistent the results are with coupon-bearing bonds. Because the zero coupon's yield is bond-equivalent, comparisons with coupon-bearing bonds are possible.

In the textbook case, where time (t) is measured continuously and the rate (r) is continuously compounded, the value of a zero bond is the principal multiplied by e^{-rt} . In reality, the rate quoted is continuous and the basis can be variable, requiring a more consistent approach to meet the stricter demands of accurate pricing.

The following two examples

- “Pricing Treasury Notes” on page 3-8
- “Pricing Corporate Bonds” on page 3-10

show how the zero functions are consistent with supported coupon bond functions.

Pricing Treasury Notes

A Treasury note can be considered to be a package of zeros. The toolbox functions that price zeros require a coupon bond equivalent yield. That yield can originate from any type of coupon paying bond, with any periodic payment, or any accrual basis. The next example shows the use of the toolbox to price a Treasury note and compares the calculated price with the actual price quotation for that day.

```
Settle = datenum('02-03-2003');
MaturityCpn = datenum('05-15-2009');
Period = 2;
Basis = 0;

% Quoted yield.
QYield = 0.03342;

% Quoted price.
QPriceACT = 112.127;

CouponRate = 0.055;
```

Extract the cash flow and compute price from the sum of zeros discounted.

```
[CFlows, CDates] = cfamounts(CouponRate, Settle, MaturityCpn, ...
    Period, Basis);
MaturityofZeros = CDates;
```

Compute the price of the coupon bond identically as a collection of zeros by multiplying the discount factors to the corresponding cash flows.

```
PriceofZeros = CFlows * zeroprice(QYield, Settle, ...
    MaturityofZeros, Period, Basis)/100;
```


The following table shows the intermediate calculations.

| Cash Flows | Discount Factors | Discounted Cash Flows |
|------------|------------------|-----------------------|
| -1.2155 | 1.0000 | -1.2155 |
| 2.7500 | 0.9908 | 2.7246 |
| 2.7500 | 0.9745 | 2.6799 |
| 2.7500 | 0.9585 | 2.6359 |
| 2.7500 | 0.9427 | 2.5925 |
| 2.7500 | 0.9272 | 2.5499 |
| 2.7500 | 0.9120 | 2.5080 |
| 2.7500 | 0.8970 | 2.4668 |
| 2.7500 | 0.8823 | 2.4263 |
| 2.7500 | 0.8678 | 2.3864 |
| 2.7500 | 0.8535 | 2.3472 |
| 2.7500 | 0.8395 | 2.3086 |
| 2.7500 | 0.8257 | 2.2706 |
| 102.7500 | 0.8121 | 83.4451 |
| | Total | 112.1263 |

Compare the quoted price and the calculated price based on zeros.

[QPriceACT PriceofZeros]

ans =

112.1270 112.1263

This example shows that zeroprice can satisfactorily price a Treasury note, a semiannual actual/actual basis bond, as if it were a composed of a series of zero-coupon bonds.

Pricing Corporate Bonds

You can similarly price a corporate bond, for which there is no corresponding zero-coupon bond, as opposed to a Treasury note, for which corresponding zeros exist. You can create a synthetic zero-coupon bond and arrive at the quoted coupon-bond price when you later sum the zeros.

```
Settle = datenum('02-05-2003');
MaturityCpn = datenum('01-14-2009');
Period = 2;
Basis = 1;
% Quoted yield.
QYield = 0.05974;
% Quoted price.
QPrice30 = 99.382;
CouponRate = 0.05850;
```

Extract cash flow and compute price from the sum of zeros.

```
[CFlows, CDates] = cfamounts(CouponRate, Settle, MaturityCpn, ...
    Period, Basis);

Maturity = CDates;
```

Compute the price of the coupon bond identically as a collection of zeros by multiplying the discount factors to the corresponding cash flows.

```
Price30 = CFlows * zeroprice(QYield, Settle, Maturity, Period, ...
    Basis)/100;
```

Compare quoted price and calculated price based on zeros.

```
[QPrice30 Price30]

ans =

    99.3820    99.3828
```

As a test of fidelity, intentionally giving the wrong basis, say actual/actual (Basis = 0) instead of 30/360, gives a price of 99.3972. Such a systematic

error, if recurring in a more complex pricing routine, quickly adds up to large inaccuracies.

In summary, the zero functions in MATLAB software facilitate extraction of present value from virtually any fixed-coupon instrument, up to any period in time.

Stepped-Coupon Bonds

In this section...

“Introduction” on page 3-12

“Cash Flows from Stepped-Coupon Bonds” on page 3-12

“Price and Yield of Stepped-Coupon Bonds” on page 3-14

Introduction

A stepped-coupon bond has a fixed schedule of changing coupon amounts. Like fixed coupon bonds, stepped-coupon bonds could have different periodic payments and accrual bases.

The functions `stepcpnprice` and `stepcpnyield` compute prices and yields of such bonds. An accompanying function `stepcpncfamounts` produces the cash flow schedules pertaining to these bonds.

Cash Flows from Stepped-Coupon Bonds

Consider a bond that has a schedule of two coupons. Suppose the bond starts out with a 2% coupon that steps up to 4% in 2 years and onward to maturity. Assume that the issue and settlement dates are both March 15, 2003. The bond has a 5 year maturity. Use `stepcpncfamounts` to generate the cash flow schedule and times.

```
Settle      = datenum('15-Mar-2003');
Maturity    = datenum('15-Mar-2008');
ConvDates   = [datenum('15-Mar-2005')];
CouponRates = [0.02, 0.04];

[CFflows, CDates, CTimes] = stepcpncfamounts(Settle, Maturity, ...
ConvDates, CouponRates)
```

Notably, `ConvDates` has 1 less element than `CouponRates` because MATLAB software assumes that the first element of `CouponRates` indicates the coupon schedule between `Settle` (March 15, 2003) and the first element of `ConvDates` (March 15, 2005), shown diagrammatically below.

| | | | |
|--------------------------------|----------------------------|--------------------------------|----------------------------|
| | Pay 2% from March 15, 2003 | | Pay 4% from March 15, 2003 |
| Effective 2% on March 15, 2003 | | Effective 4% on March 15, 2005 | |

| Coupon Dates | Semiannual Coupon Payment |
|--------------|---------------------------|
| 15-Mar-03 | 0 |
| 15-Sep-03 | 1 |
| 15-Mar-04 | 1 |
| 15-Sep-04 | 1 |
| 15-Mar-05 | 1 |
| 15-Sep-05 | 2 |
| 15-Mar-06 | 2 |
| 15-Sep-06 | 2 |
| 15-Mar-07 | 2 |
| 15-Sep-07 | 2 |
| 15-Mar-08 | 102 |

The payment on March 15, 2005 is still a 2% coupon. Payment of the 4% coupon starts with the next payment, September 15, 2005. March 15, 2005 is the end of first coupon schedule, not to be confused with the beginning of the second.

In summary, MATLAB takes user input as the end dates of coupon schedules and computes the next coupon dates automatically.

The payment due on settlement (zero in this case) represents the accrued interest due on that day. It is negative if such amount is nonzero. Comparison with `cfamounts` in Financial Toolbox software shows that the two functions operate identically.

Price and Yield of Stepped-Coupon Bonds

The toolbox provides two basic analytical functions to compute price and yield for stepped-coupon bonds. Using the above bond as an example, you can compute the price when the yield is known.

You can estimate the yield to maturity as a number-of-year weighted average of coupon rates. For this bond, the estimated yield is:

$$\frac{(2 \times 2) + (4 \times 3)}{5}$$

or 3.33%. While definitely not exact (due to nonlinear relation of price and yield), this estimate suggests close to par valuation and serves as a quick first check on the function.

```
Yield = 0.0333;
```

```
[Price, AccruedInterest] = stepcpnprice(Yield, Settle, ...  
Maturity, ConvDates, CouponRates)
```

The price returned is 99.2237 (per \$100 notional), and the accrued interest is zero, consistent with our earlier assertions.

To validate that there is consistency among the stepped-coupon functions, you can use the above price and see if indeed it implies a 3.33% yield by using `stepcpnyield`.

```
YTM = stepcpnyield(Price, Settle, Maturity, ConvDates, ...  
CouponRates)
```

```
YTM =
```

```
0.0333
```

Term Structure Calculations

In this section...

“Introduction” on page 3-15

“Computing Spot and Forward Curves” on page 3-15

“Computing Spreads” on page 3-17

Introduction

So far, a more formal definition of "yield" and its application has not been developed. In many situations when cash flow is available, discounting factors to the cash flows may not be immediately apparent. In other cases, what is relevant is often a *spread*, the difference between curves (also known as the term structure of spread).

All these calculations require one main ingredient, the Treasury spot, par-yield, or forward curve. Typically, the generation of these curves starts with a series of on-the-run and selected off-the-run issues as inputs.

MATLAB software uses these bonds to find spot rates one at a time, from the shortest maturity onwards, using bootstrap techniques. All cash flows are used to construct the spot curve, and rates between maturities (for these coupons) are interpolated linearly.

Computing Spot and Forward Curves

For an illustration of how this works, observe the use of `zbtyield` (or equivalently `zbtprice`) on a portfolio of six Treasury bills and bonds.

| Bills | Maturity Date | Current Yield |
|---------|---------------|---------------|
| 3 month | 4/17/03 | 1.15 |
| 6 month | 7/17/03 | 1.18 |

| Notes/Bonds | Coupon | Maturity Date | Current Yield |
|-------------|--------|---------------|---------------|
| 2 year | 1.750 | 12/31/04 | 1.68 |
| 5 year | 3.000 | 11/15/07 | 2.97 |
| 10 year | 4.000 | 11/15/12 | 4.01 |
| 30 year | 5.375 | 2/15/31 | 4.92 |

You can specify prices or yields to the bonds above to infer the spot curve. The function `zbtyield` accepts yields (bond-equivalent yield, to be exact).

To proceed, first assemble the above table into a variable called `Bonds`. The first column contains maturities, the second contains coupons, and the third contains notionals or face values of the bonds. (Note that bills have zero coupons.)

```
Bonds = [datenum('04/17/2003') 0 100;
          datenum('07/17/2003') 0 100;
          datenum('12/31/2004') 0.0175 100;
          datenum('11/15/2007') 0.03 100;
          datenum('11/15/2012') 0.04 100;
          datenum('02/15/2031') 0.05375 100];
```

Then specify the corresponding yields.

```
Yields = [0.0115;
          0.0118;
          0.0168;
          0.0297;
          0.0401;
          0.0492];
```

You are now ready to compute the spot curve for each of these six maturities. The spot curve is based upon a settlement date of January 17, 2003.

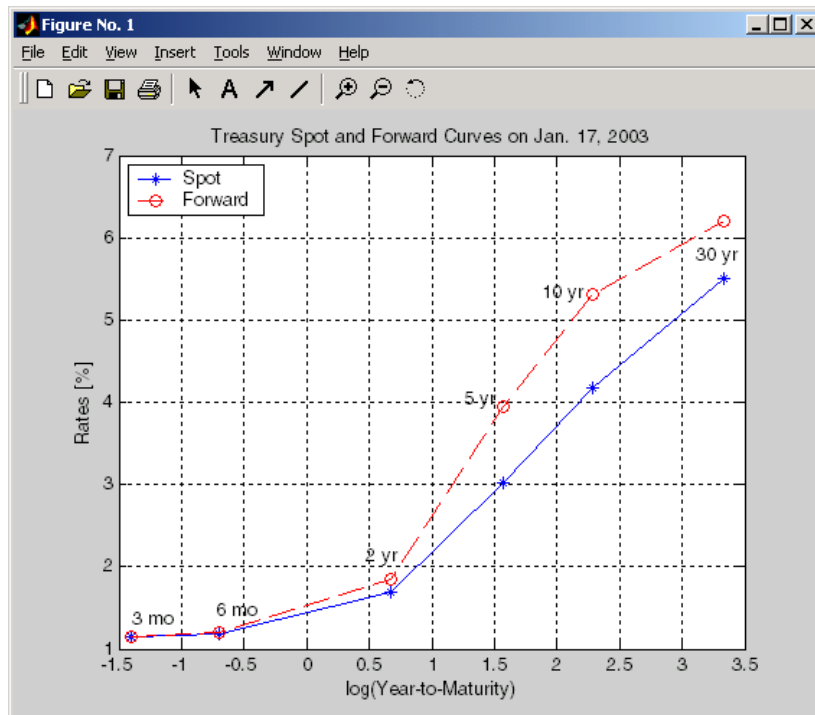
```
Settle = datenum('17-Jan-2003');
[ZeroRates, CurveDates] = zbtyield(Bonds, Yields, Settle)
```

This gets you the Treasury spot curve for the day.

You can compute the forward curve from this spot curve with zero2fwd.

```
[ForwardRates, CurveDates] = zero2fwd(ZeroRates, CurveDates, ...
    Settle)
```

Here the notion of forward rates refers to rates between the maturity dates shown above, not to a certain period (forward 3 month rates, for example).



Computing Spreads

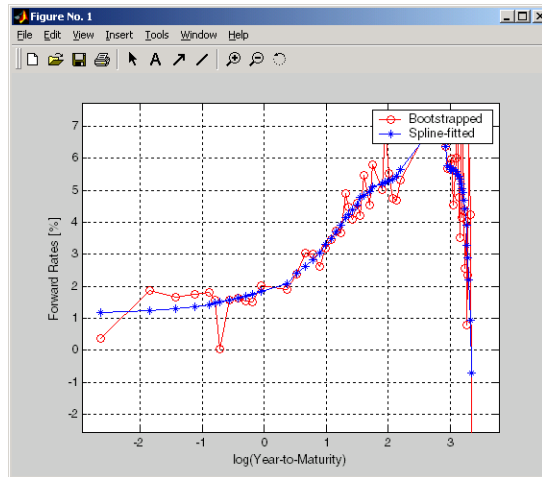
Calculating the spread between specific, fixed forward periods (such as the Treasury-Eurodollar spread) requires an extra step. Interpolate the zero rates (or zero prices, instead) for the corresponding maturities on the interval dates. Then use the interpolated zero rates to deduce the forward rates, and thus the spread of Eurodollar forward curve segments versus the relevant forward segments from Treasury bills.

Additionally, the variety of curve functions (including `zero2fwd`) helps to standardize such calculations. For instance, by making both rates quoted with quarterly compounding and on an actual/360 basis, the resulting spread structure is fully comparable. This avoids the small inconsistency that occurs when directly comparing the bond-equivalent yield of a Treasury bill to the quarterly forward rates implied by Eurodollar futures.

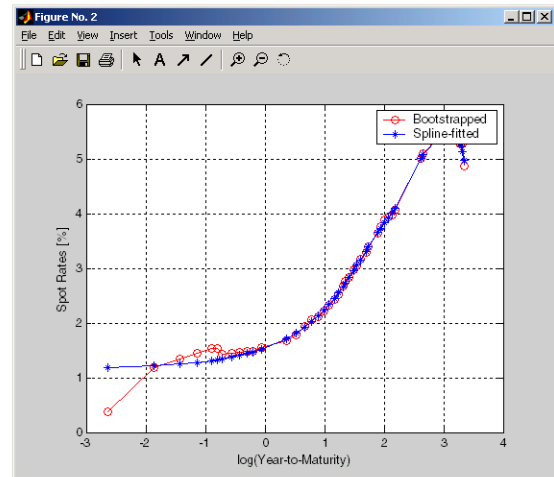
Noise in Curve Computations

When introducing more bonds in constructing curves, noise may become a factor and may need some “smoothing” (with splines, for example); this helps obtain a smoother forward curve.

The following spot and forward curves are constructed from 67 Treasury bonds. The fitted and bootstrapped spot curve (bottom right figure) displays comparable stability. The forward curve (upper-left figure) contains significant noise and shows an improbable forward rate structure. The noise is not necessarily bad; it could uncover trading opportunities for a relative-value approach. Yet, a more balanced approach is desired when the bootstrapped forward curve oscillates this much and contains a negative rate as large as -10% (not shown in the plot because it is outside the limits).



Implied Forward Curves.
The jagged curve comes from direct bootstrapping.
The smooth curve shows the effect of smoothing with splines.



Implied Spot Rate Curves.
These curves correspond to the forward curve above.

This example uses `termfit`, a demonstration function from Financial Toolbox software that also requires the use of Spline Toolbox™ software.

Derivative Securities

- “Pricing and Hedging” on page 4-2
- “Convertible Bond Valuation” on page 4-10
- “Bond Futures” on page 4-12

Pricing and Hedging

| In this section... |
|----------------------------------------|
| “Swap Pricing Assumptions” on page 4-2 |
| “Swap Pricing Example” on page 4-3 |
| “Portfolio Hedging” on page 4-8 |

Swap Pricing Assumptions

Fixed-Income Toolbox software contains the function `liborfloat2fixed`, which computes a fixed-rate par yield that equates the floating-rate side of a swap to the fixed-rate side. The solver sets the present value of the fixed side to the present value of the floating side without having to line up and compare fixed and floating periods.

Assumptions on Floating-Rate Input

- Rates are quarterly, for example, that of Eurodollar futures.
- Effective date is the first third Wednesday after the settlement date.
- All delivery dates are spaced 3 months apart.
- All periods start on the third Wednesday of delivery months.
- All periods end on the same dates of delivery months, 3 months after the start dates.
- Accrual basis of floating rates is actual/360.
- Applicable forward rates are estimated by interpolation in months when forward-rate data is not available.

Assumptions on Fixed-Rate Output

- Design allows you to create a bond of any coupon, basis, or frequency, based upon the floating-rate input.
- The start date is a valuation date, that is, a date when an agreement to enter into a contract by the settlement date is made.

- Settlement can be on or after the start date. If it is after, a forward fixed-rate contract results.
- Effective date is assumed to be the first third Wednesday after settlement, the same date as that of the floating rate.
- The end date of the bond is a designated number of years away, on the same day and month as the effective date.
- Coupon payments occur on anniversary dates. The frequency is determined by the period of the bond.
- Fixed rates are not interpolated. A fixed-rate bond of the same present value as that of the floating-rate payments is created.

Swap Pricing Example

This example shows the use of the functions in computing the fixed rate applicable to a series of 2-, 5-, and 10-year swaps based on Eurodollar market data. According to the Chicago Mercantile Exchange (<http://www.cme.com>), Eurodollar data on Friday, October 11, 2002, was as shown in the following table.

Note This example illustrates swap calculations in MATLAB software. Timing of the data set used was not rigorously examined and was assumed to be the proxy for the swap rate reported on October 11, 2002.

Eurodollar Data on Friday, October 11, 2002

| Month | Year | Settle |
|-------|------|--------|
| 10 | 2002 | 98.21 |
| 11 | 2002 | 98.26 |
| 12 | 2002 | 98.3 |
| 1 | 2003 | 98.3 |
| 2 | 2003 | 98.31 |
| 3 | 2003 | 98.275 |
| 6 | 2003 | 98.12 |

Eurodollar Data on Friday, October 11, 2002 (Continued)

| Month | Year | Settle |
|--------------|-------------|---------------|
| 9 | 2003 | 97.87 |
| 12 | 2003 | 97.575 |
| 3 | 2004 | 97.26 |
| 6 | 2004 | 96.98 |
| 9 | 2004 | 96.745 |
| 12 | 2004 | 96.515 |
| 3 | 2005 | 96.33 |
| 6 | 2005 | 96.135 |
| 9 | 2005 | 95.955 |
| 12 | 2005 | 95.78 |
| 3 | 2006 | 95.63 |
| 6 | 2006 | 95.465 |
| 9 | 2006 | 95.315 |
| 12 | 2006 | 95.16 |
| 3 | 2007 | 95.025 |
| 6 | 2007 | 94.88 |
| 9 | 2007 | 94.74 |
| 12 | 2007 | 94.595 |
| 3 | 2008 | 94.48 |
| 6 | 2008 | 94.375 |
| 9 | 2008 | 94.28 |
| 12 | 2008 | 94.185 |
| 3 | 2009 | 94.1 |
| 6 | 2009 | 94.005 |
| 9 | 2009 | 93.925 |
| 12 | 2009 | 93.865 |

Eurodollar Data on Friday, October 11, 2002 (Continued)

| Month | Year | Settle |
|-------|------|--------|
| 3 | 2010 | 93.82 |
| 6 | 2010 | 93.755 |
| 9 | 2010 | 93.7 |
| 12 | 2010 | 93.645 |
| 3 | 2011 | 93.61 |
| 6 | 2011 | 93.56 |
| 9 | 2011 | 93.515 |
| 12 | 2011 | 93.47 |
| 3 | 2012 | 93.445 |
| 6 | 2012 | 93.41 |
| 9 | 2012 | 93.39 |

Using this data, you can compute 1-, 2-, 3-, 4-, 5-, 7-, and 10-year swap rates with the toolbox function `liborfloat2fixed`. The function requires you to input only Eurodollar data, the settlement date, and tenor of the swap. MATLAB software then performs the required computations.

To illustrate how this function works, first load the data contained in the supplied Excel® worksheet `EDdata.xls`.

```
[EDRawData, textdata] = xlsread('EDdata.xls');
```

Extract the month from the first column and the year from the second column. The rate used as proxy is the arithmetic average of rates on opening and closing.

```
Month = EDRawData(:,1);
Year = EDRawData(:,2);
IMMData = (EDRawData(:,4)+EDRawData(:,6))/2;
EDFutData = [Month, Year, IMMData];
```

Next, input the current date.

```
Settle = datenum('11-Oct-2002');
```

To compute for the 2 year swap rate, set the tenor to 2.

```
Tenor = 2;
```

Finally, compute the swap rate with `liborfloat2fixed`.

```
[FixedSpec, ForwardDates, ForwardRates] = ...  
liborfloat2fixed(EDFutData, Settle, Tenor)
```

MATLAB returns a par-swap rate of 2.23% using the default setting (quarterly compounding and 30/360 accrual), and forward dates and rates data (quarterly compounded), comparable to 2.17% of Friday's average broker data in Table H15 of *Federal Reserve Statistical Release* (<http://www.federalreserve.gov/releases/h15/update/>).

```
FixedSpec =
```

```
    Coupon: 0.0223  
    Settle: '16-Oct-2002'  
    Maturity: '16-Oct-2004'  
    Period: 4  
    Basis: 1
```

```
ForwardDates =
```

```
    731505  
    731596  
    731687  
    731778  
    731869  
    731967  
    732058  
    732149
```

```
ForwardRates =
```

```
    0.0178  
    0.0168
```

```

0.0171
0.0189
0.0216
0.0250
0.0280
0.0306

```

In the `FixedSpec` output, note that the swap rate actually goes forward from the third Wednesday of October 2002 (October 16, 2002), 5 days after the original `Settle` input (October 11, 2002). This, however, is still the best proxy for the swap rate on `Settle`, as the assumption merely starts the swap's effective period and does not affect its valuation method or its length.

The correction suggested by Hull and White improves the result by turning on convexity adjustment as part of the input to `liborfloat2fixed`. (See Hull, J., *Options, Futures, and Other Derivatives*, 4th Edition, Prentice-Hall, 2000.) For a long swap, for example, 5 years or more, this correction could prove to be large.

The adjustment requires additional parameters:

- `StartDate`, which you make the same as `Settle` (the default) by providing an empty matrix `[]` as input.
- `ConvexAdj` to tell `liborfloat2fixed` to perform the adjustment.
- `RateParam`, which provides the parameters `a` and `S` as input to the Hull-White short rate process.
- Optional parameters `InArrears` and `Sigma`, for which you can use empty matrices `[]` to accept the MATLAB defaults.
- `FixedCompound`, with which you can facilitate comparison with values cited in Table H15 of *Federal Reserve Statistical Release* by turning the default quarterly compounding into semiannual compounding, with the (default) basis of 30/360.

```

StartDate = [];
Interpolation = [];
ConvexAdj = 1;
RateParam = [0.03; 0.017];
FixedCompound = 2;

```

```
[FixedSpec, ForwardDaates, ForwardRates] = ...
liborfloat2fixed(EDFutData, Settle, Tenor, StartDate, ...
Interpolation, ConvexAdj, RateParam, [], [], FixedCompound)
```

This returns 2.21% as the 2-year swap rate, quite close to the reported swap rate for that date.

Analogously, the following table summarizes the solutions for 1-, 3-, 5-, 7-, and 10-year swap rates (convexity-adjusted and unadjusted).

Calculated and Market Average Data of Swap Rates on Friday, October 11, 2002

| Swap Length (Years) | Unadjusted | Adjusted | Table H15 | Adjusted Error (Basis Points) |
|---------------------|------------|----------|-----------|-------------------------------|
| 1 | 1.80% | 1.79% | 1.80% | -1 |
| 2 | 2.24% | 2.21% | 2.22% | -1 |
| 3 | 2.70% | 2.66% | 2.66% | 0 |
| 4 | 3.12% | 3.03% | 3.04% | -1 |
| 5 | 3.50% | 3.37% | 3.36% | +1 |
| 7 | 4.16% | 3.92% | 3.89% | +3 |
| 10 | 4.87% | 4.42% | 4.39% | +3 |

Portfolio Hedging

You can use these results further, such as for hedging a portfolio. The `liborduration` function provides a duration-hedging capability. You can isolate assets (or liabilities) from interest-rate risk exposure with a swap arrangement.

Suppose you own a bond with these characteristics:

- \$100 million face value
- 7% coupon paid semiannually

- 5% yield to maturity
- Settlement on October 11, 2002
- Maturity on January 15, 2010
- Interest accruing on an actual/365 basis

Use of the `bnddury` function from Financial Toolbox software shows a modified duration of 5.6806 years.

To immunize this asset, you can enter into a pay-fixed swap, specifically a swap in the amount of notional principal (Ns) such that $Ns * SwapDuration + \$100M * 5.6806 = 0$ (or $Ns = -100 * 5.6806 / SwapDuration$).

Suppose again, you choose to use a 5-, 7-, or 10-year swap (3.37%, 3.92%, and 4.42% from the previous table) as your hedging tool.

```
SwapFixRate = [0.0337; 0.0392; 0.0442];
Tenor = [5; 7; 10];
Settle = '11-Oct-2002';
PayFixDuration = liborduration(SwapFixRate, Tenor, Settle)
```

This gives a duration of -3.6835, -4.7307, and -6.0661 years for 5-, 7-, and 10-year swaps. The corresponding notional amount is computed by

```
Ns = -100*5.6806./PayFixDuration
```

```
Ns =
```

```
154.2163
120.0786
93.6443
```

The notional amount entered in pay-fixed side of the swap instantaneously immunizes the portfolio.

Convertible Bond Valuation

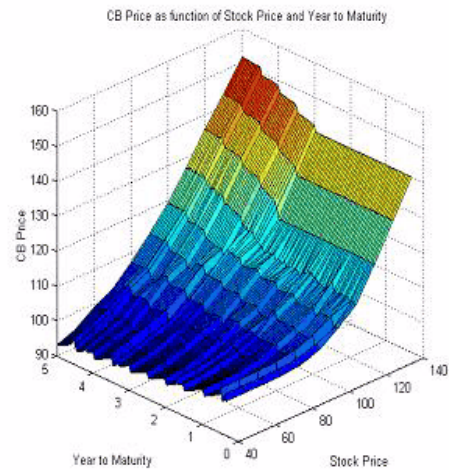
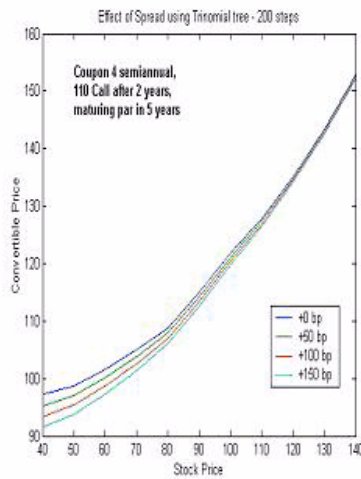
A convertible bond (CB) is a debt instrument that can be converted into a predetermined amount of a company's equity at certain times before the bond's maturity.

Fixed-Income Toolbox software uses a binomial and trinomial tree approach (cbprice) to value convertible bonds. The value of a convertible bond is determined by the uncertainty of the related stock. Once the stock evolution is modeled, backward discounting is computed.

The last column of such trees provides the data to decide which is more profitable: the debt notional (plus interest, if any) or the equivalent number of shares per the notional.

Where debt prevails, the toolbox discounts backward with the risk-free rate plus the spread reflecting the credit risk of the issuer. Where stock prevails, the toolbox discounts with the risk-free rate. The intrinsic value of a convertible bond is the sum of the (probability-adjusted) debt and stock portions from the last node. This is compared to current stock price, to see if voluntary or forced conversion may take place. Otherwise, its value is the intrinsic value. From here, the same discounting process is repeated after adjusting debt portion to be equal to 0 if any conversion takes place. Dividends and coupons are handled discretely, at the date they occur.

The approach is equivalent to solving a one-dimensional partial differential equation such as one described by Tsiveriotis and Fernandes. (See Tsiveriotis, K. and C. Fernandes (1998), "Valuing Convertible Bonds with Credit Risk," *The Journal of Fixed Income*, 8 (3), 95-102.) Using the same example of bond specifications that they use (4% annual coupon, payable twice a year, callable after 2 years at 110, and redeemable at par in 5 years), the toolbox gives results like theirs.



The figure on the left shows the bond "floor" of the convertible (a 5% yield, given a 4% coupon at about 97% par) when share prices are low.

The change of curvature located at the end of the second year is due to the activation of the embedded (soft) call feature (visible on the surface plot in the right figure).

Finally, there is the flat section when time is nearing expiration and share prices are high, indicating a delta of unity, a characteristic of in-the-money equity options embedded in a bond.

Bond Futures

In this section...

“Supported Bond Futures” on page 4-12

“Example Analysis of Bond Futures” on page 4-14

“Managing Interest-Rate Risk with Bond Futures” on page 4-16

Supported Bond Futures

Bond futures are futures contracts where the commodity for delivery is a government bond. There are established global markets for government bond futures. Bond futures provide a liquid alternative for managing interest-rate risk.

In the U.S. market, the Chicago Mercantile Exchange (CME) offers futures on Treasury bonds and notes with maturities of 2, 5, 10, and 30 years. Typically, the following bond future contracts from the CME have maturities of 3, 6, 9, and 12 months:

- 30-year U.S. Treasury bond
- 10-year U.S. Treasury bond
- 5-year U.S. Treasury bond
- 2-year U.S. Treasury bond

The short position in a Treasury bond or note future contract must deliver to the long position in one of many possible existing Treasury bonds. For example, in a 30-year Treasury bond future, the short position must deliver a Treasury bond with at least 15 years to maturity. Because these bonds have different values, the bond future contract is standardized by computing a conversion factor. The conversion factor normalizes the price of a bond to a theoretical bond with a coupon of 6%. The price of a bond future contract is represented as:

$$\text{InvoicePrice} = \text{FutPrice} \times CF + AI$$

where:

FutPrice is the price of the bond future.

CF is the conversion factor for a bond to deliver in a futures contract.

AI is the accrued interest.

You can reference these conversion factors at U.S. Treasury Bond Futures Contract. The short position in a futures contract has the option of which bond to deliver and, in the U.S. bond market, when in the delivery month to deliver the bond. The short position typically chooses to deliver the bond known as the Cheapest to Deliver (CTD). The CTD bond most often delivers on the last delivery day of the month.

Fixed-Income Toolbox software supports the following bond futures:

- U.S. Treasury bonds and notes
- German Bobl, Bund, Buxl, and Schatz
- UK Gilts
- Japanese government bonds (JGBs)

The functions supporting all bond futures are:

| Function | Purpose |
|-----------------|------------------------------------------------------------------------------------------------------------------------|
| convfactor | Calculates bond conversion factors for U.S. Treasury bonds, German Bobl, Bund, Buxl, and Schatz, U.K. Gilts, and JGBs. |
| bndfutprice | Prices bond future given repo rates. |
| bndfutimrepo | Calculates implied repo rates for a bond future given price. |

The functions supporting U.S. Treasury bond futures are:

| Function | Purpose |
|-----------------|-------------------------------------------------------------------------|
| tfutbyprice | Calculates future prices of Treasury bonds given the spot price. |
| tfutbyyield | Calculates future prices of Treasury bonds given current yield. |
| tfutimrepo | Calculates implied repo rates for the Treasury bond future given price. |
| tfutpricebyrepo | Calculates implied repo rates given the Treasury bond future price. |
| tfutyieldbyrepo | Calculates implied repo rates given the Treasury bond future yield. |

Example Analysis of Bond Futures

The following example demonstrates analyzing German Euro-Bund futures traded on Eurex. However, `convfactor`, `bndfutprice`, and `bndfutimrepo` apply to bond futures in the U.S., U.K., Germany, and Japan. The workflow for this analysis is:

- 1** Calculate bond conversion factors.
- 2** Calculate implied repo rates to find the CTD bond.
- 3** Price the bond future using the term implied repo rate.

Calculating Bond Conversion Factors

Use conversion factors to normalize the price of a particular bond for delivery in a futures contract. When using conversion factors, the assumption is that a bond for delivery has a 6% coupon. Use `convfactor` to calculate conversion factors for all bond futures from the U.S., Germany, Japan, and U.K.

For example, conversion factors for Euro-Bund futures on Eurex are listed at www.eurexchange.com. The delivery date for Euro-Bund futures is the 10th day of the month, as opposed to bond futures in the U.S., where the short position has the option of choosing when to deliver the bond.

For the 4% bond, compute the conversion factor with:

```
CF1 = convfactor('10-Sep-2009','04-Jul-2018',.0425,.06,3)
CF1 =
```

```
0.8827
```

This syntax for `convfactor` works fine for bonds with standard coupon periods. However, some deliverable bonds have long or short first coupon periods. Compute the conversion factors for such bonds using the optional input parameters `StartDate` and `FirstCouponDate`. Specify all optional input arguments for `convfactor` as parameter/value pairs:

```
CF2 = convfactor('10-Sep-2009','04-Jan-2019',.0375,'Convention',3,'startdate',...
datenum('14-Nov-2008'))
CF2 =
```

```
0.8426
```

Calculating Implied Repo Rates to Find the CTD Bond

To determine the availability of the cheapest bond for deliverable bonds against a futures contract, compute the implied repo rate for each bond. The bond with the highest repo rate is the cheapest because it has the lowest initial value, thus yielding a higher return, provided you deliver it with the stated futures price. Use `bndfutimprepo` to calculate repo rates:

```
% Bond Properties
CouponRate = [.0425;.0375;.035];
Maturity = [datenum('04-Jul-2018');datenum('04-Jan-2019');datenum('04-Jul-2019')];
CF = [0.882668;0.842556;0.818193];
Price = [105.00;100.89;98.69];

% Futures Properties
FutSettle = '09-Jun-2009';
FutPrice = 118.54;
Delivery = '10-Sep-2009';

% Note that the default for BDNFUTIMPREPO is for the bonds to be
% semi-annual with a day count basis of 0. Since these are German
% bonds, we need to have a Basis of 8 and a Period of 1
ImpRepo = bndfutimprepo(Price, FutPrice, FutSettle, Delivery, CF, ...
CouponRate, Maturity, 'Basis',8, 'Period',1)
```

```
ImpRepo =
```

```
    0.0261  
   -0.0022  
   -0.0315
```

Pricing Bond Futures Using the Term Implied Repo Rate

Use `bndfutprice` to perform price calculations for all bond futures from the U.S., Germany, Japan, and U.K. To price the bond, given a term repo rate:

```
% Assume a term repo rate of .0091;  
RepoRate = .0091;  
[FutPrice,AccrInt] = bndfutprice(RepoRate, Price(1), FutSettle,...  
Delivery, CF(1), CouponRate(1), Maturity(1),...  
'Basis',8,'Period',1)
```

```
FutPrice =
```

```
118.0126
```

```
AccrInt =
```

```
0.7918
```

Managing Interest-Rate Risk with Bond Futures

The Present Value of a Basis Point (PVBP) is used to manage interest-rate risk. PVBP is a measure that quantifies the change in price of a bond given a one-basis point shift in interest rates. The PVBP of a bond is computed with the following:

$$PVBP_{Bond} = \frac{Duration \times MarketValue}{100}$$

The PVBP of a bond futures contract can be computed with the following:

$$PVBP_{Futures} = \frac{PVBP_{CTDBond}}{CTDConversionFactor}$$

Use `bnddurp` and `bnddury` from Financial Toolbox software to compute the modified durations of CTD bonds. For more information, see the Fixed-Income Toolbox demo “Managing Interest Rate Risk with Bond Futures” at:

```
demo toolbox 'fixed-income'
```


Interest-Rate Curve Objects

- “Introduction to Interest-Rate Curve Objects” on page 5-2
- “Creating Interest-Rate Curve Objects” on page 5-4
- “Creating an IRDataCurve Object” on page 5-6
- “Creating an IRFunctionCurve Object” on page 5-13
- “Converting an IRDataCurve or IRFunctionCurve Object” on page 5-25

Introduction to Interest-Rate Curve Objects

| In this section... |
|--------------------------------------------------------------------------|
| “Class Structure” on page 5-2 |
| “Supported Workflow Model Using Interest-Rate Curve Objects” on page 5-3 |

Class Structure

Fixed-Income Toolbox class structure supports interest-rate curve objects. The class structure supports five classes.

| Class Name | Description |
|-----------------------------------|----------------------------------------------------------------------------------------------------------------------------------------------------------------------------------------------------------------------------------------------------|
| “@IRCurve” on page A-4 | Base abstract class for interest-rate curves. IRCurve is an abstract class; you cannot create instances of it directly. You can create IRFunctionCurve and IRDataCurve objects that are derived from this class. |
| “@IRDataCurve” on page A-7 | Creates a representation of an interest-rate curve with dates and data. IRDataCurve is constructed directly by specifying dates and corresponding interest rates or discount factors, or you can bootstrap an IRDataCurve object from market data. |
| “@IRFunctionCurve” on page A-12 | Creates a representation of an interest-rate curve with a function. IRFunctionCurve is constructed directly by specifying a function handle, or you can fit a function to market data using methods of the IRFunctionCurve object. |
| “@IRBootstrapOptions” on page A-2 | The IRBootstrapOptions object lets you specify options relating to the bootstrapping of an IRDataCurve object. |
| “@IRFitOptions” on page A-10 | The IRFitOptions object lets you specify options relating to the fitting process for an IRFunctionCurve object. |

Supported Workflow Model Using Interest-Rate Curve Objects

The supported workflow model for using interest-rate curve objects is:

- 1** Create an interest-rate curve based on an `IRDataCurve` object or an `IRFunctionCurve` object.
 - To create an `IRDataCurve` object:
 - Use vectors of dates and data with interpolation methods.
 - Use bootstrapping based on market instruments.
 - To create an `IRFunctionCurve` object:
 - Specify a function handle.
 - Fit a function using the Nelson-Siegel model, Svensson model, or smoothing spline model.
 - Fit a custom function.
- 2** Use methods of the `IRDataCurve` or `IRFunctionCurve` objects to extract forward, zero, discount factor, or par yield curves for the interest-rate curve object.
- 3** Convert an interest-rate curve from an `IRDataCurve` or `IRFunctionCurve` object to a `RateSpec` structure. This `RateSpec` structure is identical to the `RateSpec` produced by the Financial Derivatives Toolbox function `intenvset`. Using the `RateSpec` for an interest-rate curve object, you can then use Financial Derivatives Toolbox functions to model an interest-rate structure and price. For more information, see “Interest-Rate Derivatives”.

Creating Interest-Rate Curve Objects

Depending on your data and purpose for analysis, you can create an interest-rate curve object by using an `IRDataCurve` or `IRFunctionCurve` object.

To create an `IRDataCurve` object, you can:

- Use the `IRDataCurve` constructor.
- Use the `IRDataCurve` method `bootstrap`.

Using an `IRDataCurve` object, you can use the following methods to determine:

- Forward rate curve — `getForwardRates`
- Zero rate curve — `getZeroRates`
- Discount rate curve — `getDiscountFactors`
- Par yield curve — `getParYields`

Alternatively, to create an `IRFunctionCurve` object, you can:

- Use the `IRFunctionCurve` constructor and directly specify a function handle.
- Use `IRFunctionCurve` methods:
 - `fitNelsonSiegel` fits a **Nelson-Siegel model** on page Glossary-8 to market data for bonds.
 - `fitSvensson` fits a **Svensson model** on page Glossary-12 to market data for bonds.
 - `fitSmoothingSpline` fits a **smoothing spline** on page Glossary-11 function to market data for bonds.
 - `fitFunction` custom fits an interest-rate curve object to market data for bonds.

Using an `IRFunctionCurve` object, you can use the following method to determine:

- Forward rate curve — `getForwardRates`
- Zero rate curve — `getZeroRates`
- Discount rate curve — `getDiscountFactors`
- Par yield curve — `getParYields`

In addition, you can convert an `IRDataCurve` or `IRFunctionCurve` to a `RateSpec` structure. For more information, see “Converting an `IRDataCurve` or `IRFunctionCurve` Object” on page 5-25.

Creating an IRDataCurve Object

In this section...

“Using the IRDataCurve Constructor with Dates and Data” on page 5-6

“Using IRDataCurve bootstrap Method for Bootstrapping Based on Market Instruments” on page 5-7

Using the IRDataCurve Constructor with Dates and Data

Use the IRDataCurve constructor with vectors of dates and data to create an interest-rate curve object. When constructing the IRDataCurve object, you can also use optional inputs to define how the interest-rate curve is constructed from the dates and data.

Example

In this example, you create the vectors for Dates and Data for an interest-rate curve:

```
Data = [2.09 2.47 2.71 3.12 3.43 3.85 4.57 4.58]/100;
Dates = daysadd(today,[360 2*360 3*360 5*360 7*360 10*360 20*360 30*360],1);
```

Use the IRDataCurve constructor to build interest-rate objects based on the constant and pchip interpolation methods:

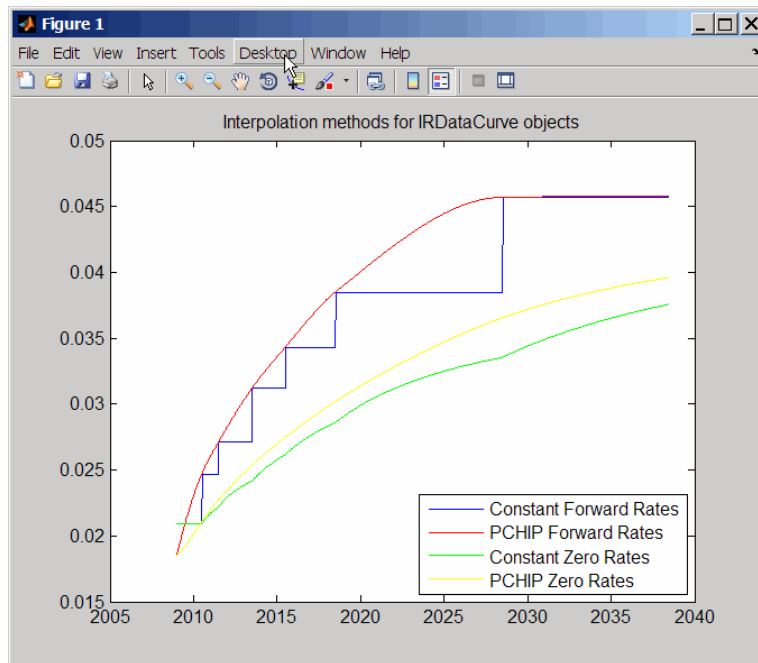
```
irdc_const = IRDataCurve('Forward',today,Dates,Data,'InterpMethod','constant');
irdc_pchip = IRDataCurve('Forward',today,Dates,Data,'InterpMethod','pchip');
```

Plot the forward and zero rate curves for the two IRDataCurve objects based on constant and pchip interpolation methods:

```
PlottingDates = daysadd(today,180:10:360*30,1);
plot(PlottingDates,irdc_const.getForwardRates(PlottingDates),'b')
hold on
plot(PlottingDates,irdc_pchip.getForwardRates(PlottingDates),'r')
plot(PlottingDates,irdc_const.getZeroRates(PlottingDates),'g')
plot(PlottingDates,irdc_pchip.getZeroRates(PlottingDates),'yellow')
legend({'Constant Forward Rates','PCHIP Forward Rates','Constant Zero Rates',...
```

```
'PCHIP Zero Rates'],'location','SouthEast')
title('Interpolation methods for IRDataCurve objects')
datetick
```

The plot demonstrates the relationship of the forward and zero rate curves.



Using IRDataCurve bootstrap Method for Bootstrapping Based on Market Instruments

Use the bootstrapping method, based on market instruments, to create an interest-rate curve object. When bootstrapping, you also have the option to define a range of interpolation methods (linear, spline, constant, and pchip).

Example 1

In this example, you bootstrap a swap curve from deposits, Eurodollar Futures and swaps. The input market data for this example is hard-coded

and specified as two cell arrays of data; one cell array indicates the type of instrument and the other contains the `Settle`, `Maturity` values and a market quote for the instrument. For deposits and swaps, the quote is a rate; for the EuroDollar futures, the quote is a price. Although bonds are not used in this example, a bond would also be quoted with a price.

```
InstrumentTypes = {'Deposit';'Deposit';'Deposit';'Deposit';'Deposit'; ...
    'Futures';'Futures'; ...
    'Futures';'Futures';'Futures'; ...
    'Futures';'Futures';'Futures'; ...
    'Futures';'Futures';'Futures'; ...
    'Futures';'Futures';'Futures'; ...
    'Swap';'Swap';'Swap';'Swap';'Swap';'Swap';'Swap';'Swap'};
```

```
Instruments = [datenum('08/10/2007'),datenum('08/17/2007'),.0532063; ...
    datenum('08/10/2007'),datenum('08/24/2007'),.0532000; ...
    datenum('08/10/2007'),datenum('09/17/2007'),.0532000; ...
    datenum('08/10/2007'),datenum('10/17/2007'),.0534000; ...
    datenum('08/10/2007'),datenum('11/17/2007'),.0535866; ...
    datenum('08/08/2007'),datenum('19-Dec-2007'),9485; ...
    datenum('08/08/2007'),datenum('19-Mar-2008'),9502; ...
    datenum('08/08/2007'),datenum('18-Jun-2008'),9509.5; ...
    datenum('08/08/2007'),datenum('17-Sep-2008'),9509; ...
    datenum('08/08/2007'),datenum('17-Dec-2008'),9505.5; ...
    datenum('08/08/2007'),datenum('18-Mar-2009'),9501; ...
    datenum('08/08/2007'),datenum('17-Jun-2009'),9494.5; ...
    datenum('08/08/2007'),datenum('16-Sep-2009'),9489; ...
    datenum('08/08/2007'),datenum('16-Dec-2009'),9481.5; ...
    datenum('08/08/2007'),datenum('17-Mar-2010'),9478; ...
    datenum('08/08/2007'),datenum('16-Jun-2010'),9474; ...
    datenum('08/08/2007'),datenum('15-Sep-2010'),9469.5; ...
    datenum('08/08/2007'),datenum('15-Dec-2010'),9464.5; ...
    datenum('08/08/2007'),datenum('16-Mar-2011'),9462.5; ...
    datenum('08/08/2007'),datenum('15-Jun-2011'),9456.5; ...
    datenum('08/08/2007'),datenum('21-Sep-2011'),9454; ...
    datenum('08/08/2007'),datenum('21-Dec-2011'),9449.5; ...
    datenum('08/08/2007'),datenum('08/08/2014'),.0530; ...
    datenum('08/08/2007'),datenum('08/08/2017'),.0545; ...
    datenum('08/08/2007'),datenum('08/08/2019'),.0551; ...
```

```

datenum('08/08/2007'),datenum('08/08/2022'),.0559; ...
datenum('08/08/2007'),datenum('08/08/2027'),.0565; ...
datenum('08/08/2007'),datenum('08/08/2032'),.0566; ...
datenum('08/08/2007'),datenum('08/08/2037'),.0566];

```

The `bootstrap` method is called as a static method of the “@IRDataCurve” on page A-7 class. Inputs to this method include the curve Type (zero or forward), Settle date, InstrumentTypes, and Instrument data. The `bootstrap` method also supports optional arguments, including an interpolation method, compounding, basis, and an options structure for bootstrapping. For example, you are passing in an “@IRBootstrapOptions” on page A-2 object which includes information for the ConvexityAdjustment to forward rates.

```

IRsigma = .01;
CurveSettle = datenum('08/10/2007');
bootModel = IRDataCurve.bootstrap('Forward', CurveSettle, ...
InstrumentTypes, Instruments, 'InterpMethod', 'pchip', ...
'Compounding', -1, 'IRBootstrapOptions', ...
IRBootstrapOptions('ConvexityAdjustment', @(t) .5*IRsigma^2.*t.^2))

bootModel =

IRDataCurve

    Type: Forward
    Settle: 733264 (10-Aug-2007)
    Compounding: -1
    Basis: 0 (actual/actual)
    InterpMethod: pchip
    Dates: [29x1 double]
    Data: [29x1 double]

```

The `bootstrap` method uses an Optimization Toolbox™ function to solve for any bootstrapped rates.

Plot the forward and zero curves:

```

PlottingDates = (CurveSettle+20:30:CurveSettle+365*25)';
TimeToMaturity = yearfrac(CurveSettle,PlottingDates);

```

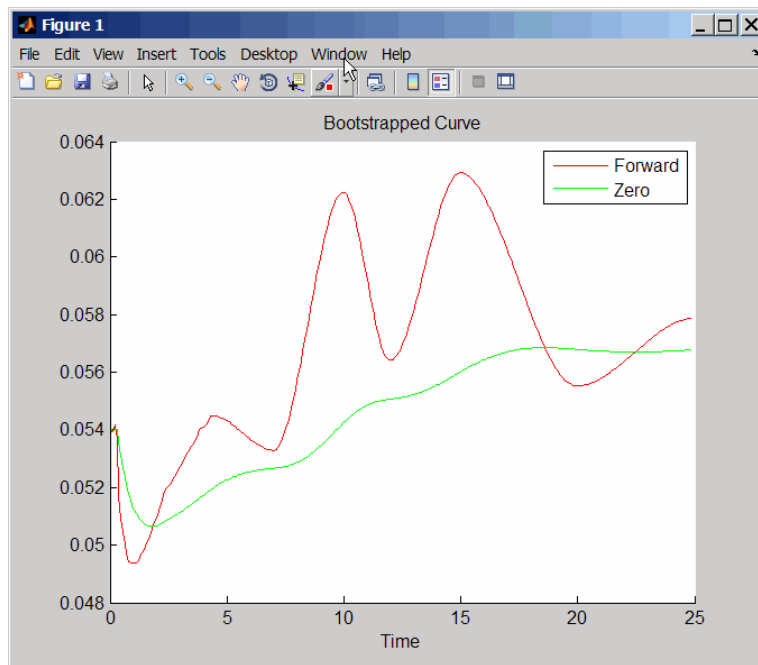
```

BootstrappedForwardRates = bootModel.getForwardRates(PlottingDates);
BootstrappedZeroRates = bootModel.getZeroRates(PlottingDates);

figure
hold on
plot(TimeToMaturity,BootstrappedForwardRates,'r')
plot(TimeToMaturity,BootstrappedZeroRates,'g')
title('Bootstrapped Curve')
xlabel('Time')
legend({'Forward','Zero'})

```

The plot demonstrates the forward and zero rate curves for the market data.



Example 2

In this example, you bootstrap a swap curve from deposits, Eurodollar futures and swaps. The input market data for this example is hard-coded and specified as two cell arrays of data; one cell array indicates the type of

instrument and the other cell array contains the `Settle`, `Maturity` values and a market quote for the instrument. This example of bootstrapping also demonstrates the use of an `InstrumentBasis` for each `Instrument` type:

```
InstrumentTypes = {'Deposit';'Deposit';...
'Futures';'Futures';'Futures';'Futures';'Futures';'Futures';...
'Swap';'Swap';'Swap';'Swap';};

Instruments = [datenum('08/10/2007'),datenum('09/17/2007'),.0532000; ...
datenum('08/10/2007'),datenum('11/17/2007'),.0535866; ...
datenum('08/08/2007'),datenum('19-Dec-2007'),9485; ...
datenum('08/08/2007'),datenum('19-Mar-2008'),9502; ...
datenum('08/08/2007'),datenum('18-Jun-2008'),9509.5; ...
datenum('08/08/2007'),datenum('17-Sep-2008'),9509; ...
datenum('08/08/2007'),datenum('17-Dec-2008'),9505.5; ...
datenum('08/08/2007'),datenum('18-Mar-2009'),9501; ...
datenum('08/08/2007'),datenum('08/08/2014'),.0530; ...
datenum('08/08/2007'),datenum('08/08/2019'),.0551; ...
datenum('08/08/2007'),datenum('08/08/2027'),.0565; ...
datenum('08/08/2007'),datenum('08/08/2037'),.0566];

CurveSettle = datenum('08/10/2007');
```

The bootstrap method is called as a static method of the “@IRDataCurve” on page A-7 class. Inputs to this method include the curve `Type` (zero or forward), `Settle` date, `InstrumentTypes`, and `Instrument` data. The bootstrap method also supports optional arguments, including an interpolation method, compounding, basis, and an options structure for bootstrapping. In this example, you are passing an additional `Basis` value for each instrument type:

```
bootModel=IRDataCurve.bootstrap('Forward',CurveSettle,InstrumentTypes, ...
Instruments,'InterpMethod','pchip','InstrumentBasis',[repmat(2,8,1);repmat(0,4,1)])

bootModel =

IRDataCurve

Type: Forward
Settle: 733264 (10-Aug-2007)
```

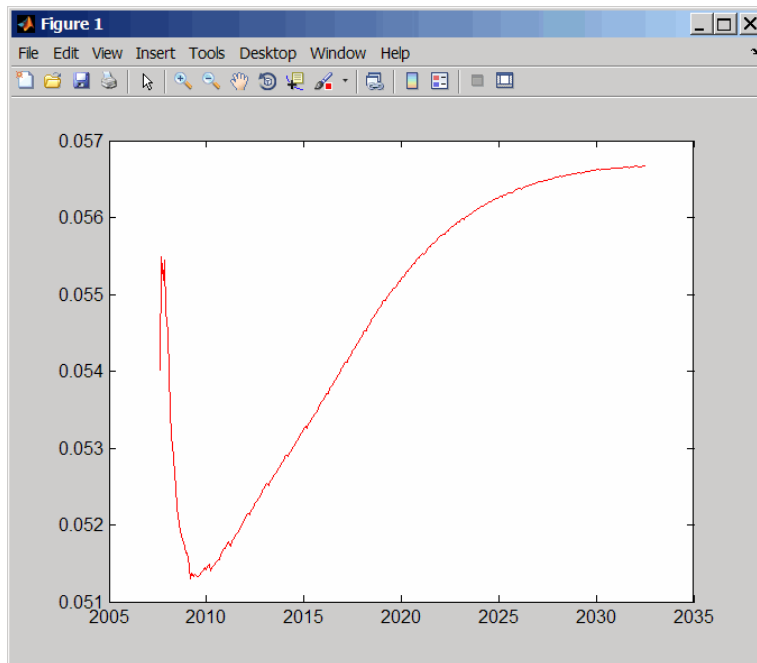
```
Compounding: 2  
Basis: 0 (actual/actual)  
InterpMethod: pchip  
Dates: [12x1 double]  
Data: [12x1 double]
```

The bootstrap method uses an Optimization Toolbox function to solve for any bootstrapped rates.

Plot the par yields curve using the `getParYields` method:

```
PlottingDates = (datenum('08/11/2007'):30:CurveSettle+365*25)';  
plot(PlottingDates,bootModel.getParYields(PlottingDates),'r')  
datetick
```

The plot demonstrates the par yields curve for the market data.



Creating an IRFunctionCurve Object

In this section...

“Using a Function Handle to Fit an IRFunctionCurve Object” on page 5-13

“Using the Nelson-Siegel Method to Fit an IRFunctionCurve Object” on page 5-14

“Using the Svensson Method to Fit an IRFunctionCurve Object” on page 5-16

“Using the Smoothing Spline Method to Fit an IRFunctionCurve Object” on page 5-18

“Using the fitFunction to Create a Custom Fitting Function for an IRFunctionCurve Object” on page 5-21

Using a Function Handle to Fit an IRFunctionCurve Object

You can use the constructor `IRFunctionCurve` with a MATLAB function handle to define an interest-rate curve. For more information on defining a function handle, see the MATLAB Programming Fundamentals documentation.

Example

This example uses a `FunctionHandle` argument with a value `@(t) t.^2` to construct an interest-rate curve:

```
rr = IRFunctionCurve('Zero',today,@(t) t.^2);
rr =
```

Properties:

```
FunctionHandle: @(t)t.^2
Type: 'Zero'
Settle: 733600
Compounding: 2
Basis: 0
```

Using the Nelson-Siegel Method to Fit an IRFunctionCurve Object

Use the method, `fitNelsonSiegel`, for the Nelson-Siegel model that fits the empirical form of the yield curve with a prespecified functional form of the spot rates which is a function of the time to maturity of the bonds.

The Nelson-Siegel model represents a dynamic three-factor model: level, slope, and curvature. However, the Nelson-Siegel factors are unobserved, or latent, which allows for measurement error, and the associated loadings have economic restrictions (forward rates are always positive, and the discount factor approaches zero as maturity increases). For more information, see “Zero-coupon yield curves: technical documentation,” *BIS Papers*, Bank for International Settlements, Number 25, October, 2005.

Example

This example uses `IRFunctionCurve` to model the default-free term structure of interest rates in the United Kingdom.

Load the data:

```
load ukdata20080430
```

Convert repo rates to be equivalent zero coupon bonds:

```
RepoCouponRate = repmat(0,size(RepoRates));  
RepoPrice = bndprice(RepoRates, RepoCouponRate, RepoSettle, RepoMaturity);
```

Aggregate the data:

```
Settle = [RepoSettle;BondSettle];  
Maturity = [RepoMaturity;BondMaturity];  
CleanPrice = [RepoPrice;BondCleanPrice];  
CouponRate = [RepoCouponRate;BondCouponRate];  
Instruments = [Settle Maturity CleanPrice CouponRate];  
InstrumentPeriod = [repmat(0,6,1);repmat(2,31,1)];  
CurveSettle = datenum('30-Apr-2008');
```

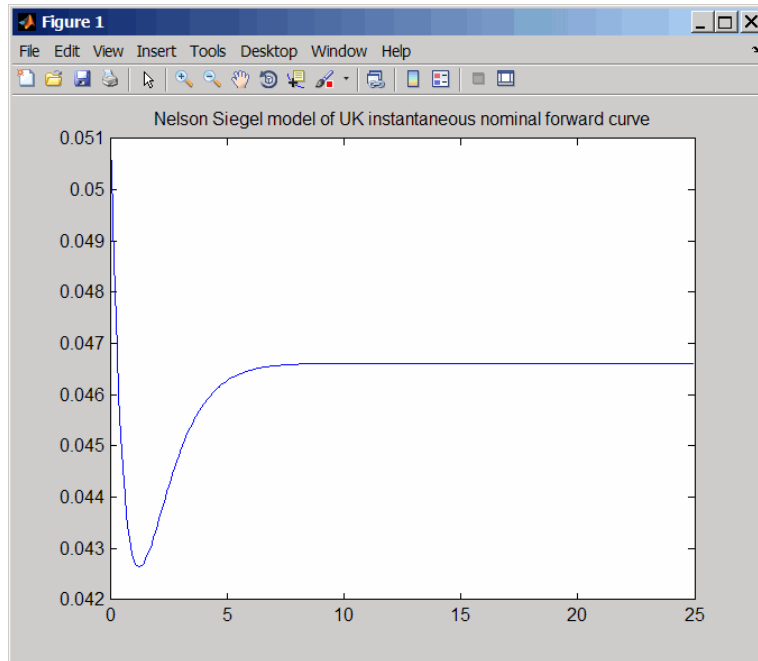
The `IRFunctionCurve` object provides the capability to fit a Nelson-Siegel curve to observed market data with the `fitNelsonSiegel` method. The fitting

is done by calling the Optimization Toolbox function `lsqnonlin`. This method has required inputs of `Type`, `Settle`, and a matrix of instrument data.

```
NSModel = IRFunctionCurve.fitNelsonSiegel('Zero',CurveSettle,...  
Instruments,'Compounding',-1,'InstrumentPeriod',InstrumentPeriod);  
Settle = [RepoSettle;BondSettle];  
Maturity = [RepoMaturity;BondMaturity];  
CleanPrice = [RepoPrice;BondCleanPrice];  
CouponRate = [RepoCouponRate;BondCouponRate];  
Instruments = [Settle Maturity CleanPrice CouponRate];  
InstrumentPeriod = [repmat(0,6,1);repmat(2,31,1)];  
CurveSettle = datenum('30-Apr-2008');
```

Plot the Nelson-Siegel interest-rate curve for forward rates:

```
PlottingDates = CurveSettle+20:30:CurveSettle+365*25;  
TimeToMaturity = yearfrac(CurveSettle,PlottingDates);  
NSForwardRates = NSModel.getForwardRates(PlottingDates);  
plot(TimeToMaturity,NSForwardRates)  
title('Nelson Siegel model of UK instantaneous nominal forward curve')
```



Using the Svensson Method to Fit an IRFunctionCurve Object

Use the method, `fitSvensson`, for the Svensson model to improve the flexibility of the curves and the fit for a Nelson-Siegel model. In 1994, Svensson extended Nelson and Siegel's function by adding a further term that allows for a second "hump." The extra precision is achieved at the cost of adding two more parameters, β_3 and τ_2 , which have to be estimated.

Example

In this example of using the `fitSvensson` method, an `IRFitOptions` structure, previously defined using the `IRFitOptions` constructor, is used. Thus, you must specify `FitType`, `InitialGuess`, `UpperBound`, `LowerBound`, and the `OptOptions` optimization parameters for `lsqnonlin`.

Load the data:

```
load ukdata20080430
```

Convert repo rates to be equivalent zero coupon bonds:

```
RepoCouponRate = repmat(0,size(RepoRates));
RepoPrice = bndprice(RepoRates, RepoCouponRate, RepoSettle, RepoMaturity);
```

Aggregate the data:

```
Settle = [RepoSettle;BondSettle];
Maturity = [RepoMaturity;BondMaturity];
CleanPrice = [RepoPrice;BondCleanPrice];
CouponRate = [RepoCouponRate;BondCouponRate];
Instruments = [Settle Maturity CleanPrice CouponRate];
InstrumentPeriod = [repmat(0,6,1);repmat(2,31,1)];
CurveSettle = datenum('30-Apr-2008');
```

Define OptOptions for the IRFitOptions constructor:

```
OptOptions = optimset('lsqnonlin');
OptOptions = optimset(OptOptions,'MaxFunEvals',1000);
fIRFitOptions = IRFitOptions([5.82 -2.55 -.87 0.45 3.9 0.44],...
'FitType','durationweightedprice','OptOptions',OptOptions,...
'LowerBound',[0 -Inf -Inf -Inf 0 0],'UpperBound',[Inf Inf Inf Inf Inf Inf]);
```

Fit the interest-rate curve using a Svensson model:

```
SvenssonModel = IRFunctionCurve.fitSvensson('Zero',CurveSettle,...
Instruments,'IRFitOptions',fIRFitOptions, 'Compounding',-1,...
'InstrumentPeriod',InstrumentPeriod);
```

Local minimum possible.

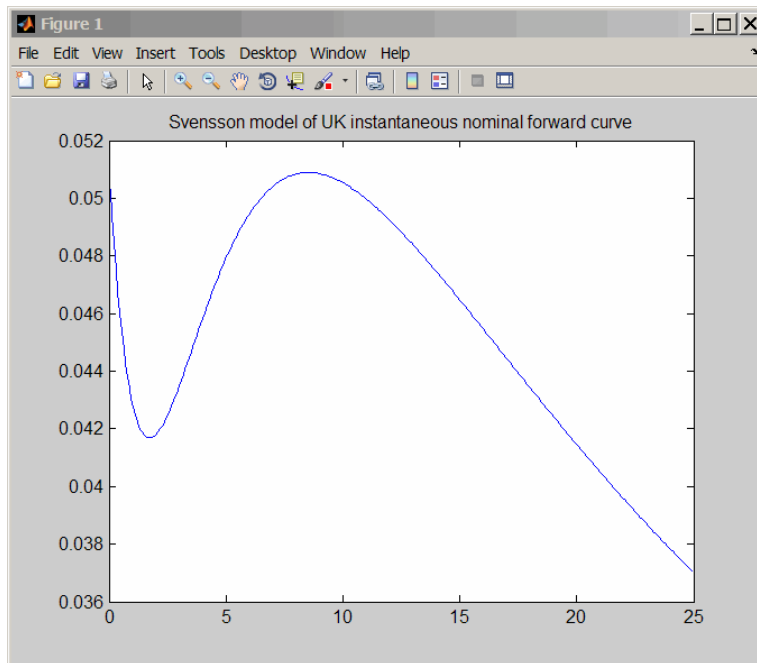
lsqnonlin stopped because the final change in the sum of squares relative to its initial value is less than the selected value of the function tolerance.

The status message, output from `lsqnonlin`, indicates that the optimization to find parameters for the Svensson equation terminated successfully.

Plot the Svensson interest-rate curve for forward rates:

```
PlottingDates = CurveSettle+20:30:CurveSettle+365*25;
```

```
TimeToMaturity = yearfrac(CurveSettle,PlottingDates);  
SvenssonForwardRates = SvenssonModel.getForwardRates(PlottingDates);  
plot(TimeToMaturity,SvenssonForwardRates)  
title('Svensson model of UK instantaneous nominal forward curve')
```



Using the Smoothing Spline Method to Fit an IRFunctionCurve Object

Use the method, `fitSmoothingSpline`, to model the term structure with a spline, specifically, the term structure represents the forward curve with a cubic spline.

Example

The `IRFunctionCurve` object is used to fit a smoothing spline representation of the forward curve with a penalty function. Required inputs are `Type`, `Settle`, the matrix of Instruments, and `LambdaFun`, a function handle containing the penalty function

Load the data:

```
load ukdata20080430
```

Convert repo rates to be equivalent zero coupon bonds:

```
RepoCouponRate = repmat(0,size(RepoRates));
RepoPrice = bndprice(RepoRates, RepoCouponRate, RepoSettle, RepoMaturity);
```

Aggregate the data:

```
Settle = [RepoSettle;BondSettle];
Maturity = [RepoMaturity;BondMaturity];
CleanPrice = [RepoPrice;BondCleanPrice];
CouponRate = [RepoCouponRate;BondCouponRate];
Instruments = [Settle Maturity CleanPrice CouponRate];
InstrumentPeriod = [repmat(0,6,1);repmat(2,31,1)];
CurveSettle = datenum('30-Apr-2008');
```

Choose parameters for Lambdafun:

```
L = 9.2;
S = -1;
mu = 1;
```

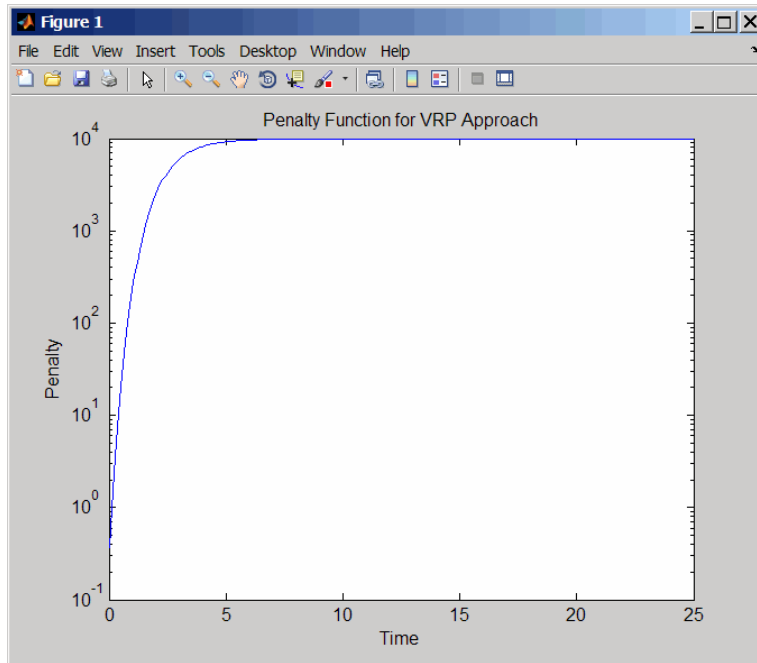
Define the Lambdafun penalty function:

```
lambdafun = @(t) exp(L - (L-S)*exp(-t/mu));
t = 0:.1:25;
y = lambdafun(t);
figure
semilogy(t,y);
title('Penalty Function for VRP Approach')
ylabel('Penalty')
xlabel('Time')
```

Use the fitSmoothinSpline method to fit the interest-rate curve and model the Lambdafun penalty function:

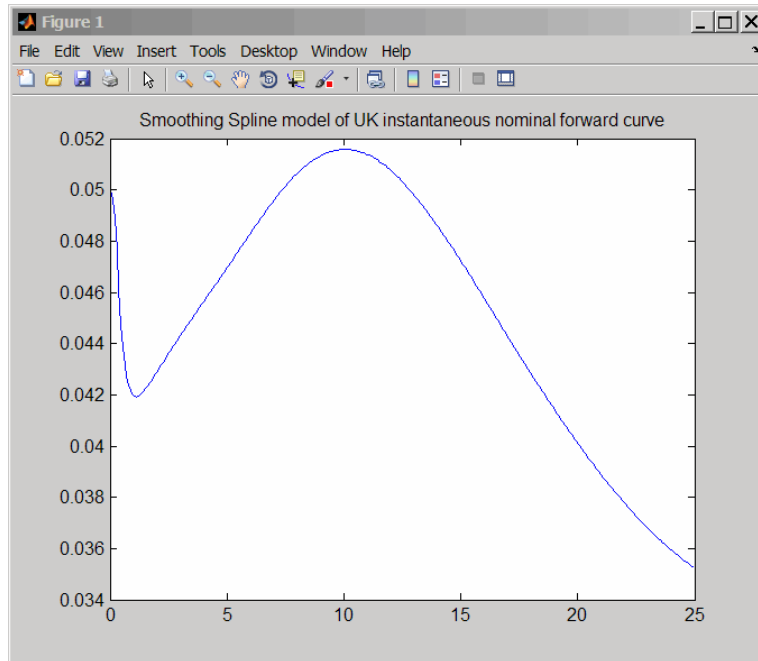
```
VRPModel = IRFunctionCurve.fitSmoothingSpline('Forward',CurveSettle,...
Instruments,lambdafun,'Compounding',-1, 'InstrumentPeriod',InstrumentPeriod);
```

The plot demonstrates the interest-rate curve with the penalty function.



Plot the smoothing spline interest-rate curve for forward rates:

```
PlottingDates = CurveSettle+20:30:CurveSettle+365*25;  
TimeToMaturity = yearfrac(CurveSettle,PlottingDates);  
VRPForwardRates = VRPModel.getForwardRates(PlottingDates);  
plot(TimeToMaturity,VRPForwardRates)  
title('Smoothing Spline model of UK instantaneous nominal forward curve')
```



Using the fitFunction to Create a Custom Fitting Function for an IRFunctionCurve Object

When using an IRFunctionCurve object, you can create a custom fitting function with the fitFunction method. To use fitFunction, you must define a FunctionHandle. In addition, you must also use the constructor IRFitOptions to define IRFitOptionsObj to support an InitialGuess for the parameters of the curve function.

Example

The following example demonstrates the use of fitFunction with a FunctionHandle and an IRFitOptionsObj:

```
Settle = repmat(datenum('30-Apr-2008'),[6 1]);
Maturity = [datenum('07-Mar-2009');datenum('07-Mar-2011');...
datenum('07-Mar-2013');datenum('07-Sep-2016');...
datenum('07-Mar-2025');datenum('07-Mar-2036')];
```

```
CleanPrice = [100.1;100.1;100.8;96.6;103.3;96.3];
CouponRate = [0.0400;0.0425;0.0450;0.0400;0.0500;0.0425];
Instruments = [Settle Maturity CleanPrice CouponRate];
CurveSettle = datenum('30-Apr-2008');
```

Define the FunctionHandle:

```
functionHandle = @(t,theta) polyval(theta,t);
```

Define the OptOptions for IRFitOptions:

```
OptOptions = optimset('lsqnonlin');
OptOptions = optimset(OptOptions,'display','iter');
```

Define fitFunction:

```
CustomModel = IRFunctionCurve.fitFunction('Zero', CurveSettle, ...
functionHandle,Instruments, IRFitOptions([.05 .05 .05],'FitType','price',...
'OptOptions',OptOptions));
```

| Iteration | Func-count | f(x) | Norm of step | First-order optimality | CG-iterations |
|-----------|------------|---------|--------------|------------------------|---------------|
| 0 | 4 | 38036.7 | | 4.92e+004 | |
| 1 | 8 | 38036.7 | 10 | 4.92e+004 | 0 |
| 2 | 12 | 38036.7 | 2.5 | 4.92e+004 | 0 |
| 3 | 16 | 38036.7 | 0.625 | 4.92e+004 | 0 |
| 4 | 20 | 38036.7 | 0.15625 | 4.92e+004 | 0 |
| 5 | 24 | 30741.5 | 0.0390625 | 1.72e+005 | 0 |
| 6 | 28 | 30741.5 | 0.078125 | 1.72e+005 | 0 |
| 7 | 32 | 30741.5 | 0.0195312 | 1.72e+005 | 0 |
| 8 | 36 | 28713.6 | 0.00488281 | 2.33e+005 | 0 |
| 9 | 40 | 20323.3 | 0.00976562 | 9.47e+005 | 0 |
| 10 | 44 | 20323.3 | 0.0195312 | 9.47e+005 | 0 |
| 11 | 48 | 20323.3 | 0.00488281 | 9.47e+005 | 0 |
| 12 | 52 | 20323.3 | 0.0012207 | 9.47e+005 | 0 |
| 13 | 56 | 19698.8 | 0.000305176 | 1.08e+006 | 0 |
| 14 | 60 | 17493 | 0.000610352 | 7e+006 | 0 |
| 15 | 64 | 17493 | 0.0012207 | 7e+006 | 0 |
| 16 | 68 | 17493 | 0.000305176 | 7e+006 | 0 |
| 17 | 72 | 15455.1 | 7.62939e-005 | 2.25e+007 | 0 |

| | | | | | |
|----|-----|-----------|--------------|-----------|---|
| 18 | 76 | 15455.1 | 0.000177558 | 2.25e+007 | 0 |
| 19 | 80 | 13317.1 | 3.8147e-005 | 3.18e+007 | 0 |
| 20 | 84 | 12867.9 | 7.62939e-005 | 7.84e+007 | 0 |
| 21 | 88 | 11779.8 | 7.62939e-005 | 7.58e+006 | 0 |
| 22 | 92 | 11747.6 | 0.000152588 | 1.46e+005 | 0 |
| 23 | 96 | 11720.9 | 0.000305176 | 2.48e+005 | 0 |
| 24 | 100 | 11667.2 | 0.000610352 | 1.48e+005 | 0 |
| 25 | 104 | 11558.5 | 0.0012207 | 4.47e+005 | 0 |
| 26 | 108 | 11335.4 | 0.00244141 | 1.58e+005 | 0 |
| 27 | 112 | 10864 | 0.00488281 | 1.61e+005 | 0 |
| 28 | 116 | 9797.68 | 0.00976562 | 6.85e+005 | 0 |
| 29 | 120 | 6884.03 | 0.0195312 | 5.79e+005 | 0 |
| 30 | 124 | 6884.03 | 0.037498 | 5.79e+005 | 0 |
| 31 | 128 | 3216.51 | 0.00937449 | 1.75e+006 | 0 |
| 32 | 132 | 607.317 | 0.018749 | 2.94e+006 | 0 |
| 33 | 136 | 12.7284 | 0.0253662 | 3e+006 | 0 |
| 34 | 140 | 0.0760939 | 0.00153457 | 4.88e+004 | 0 |
| 35 | 144 | 0.0731652 | 3.58678e-006 | 24.6 | 0 |
| 36 | 148 | 0.0731652 | 6.04329e-008 | 0.0213 | 0 |

Local minimum possible.

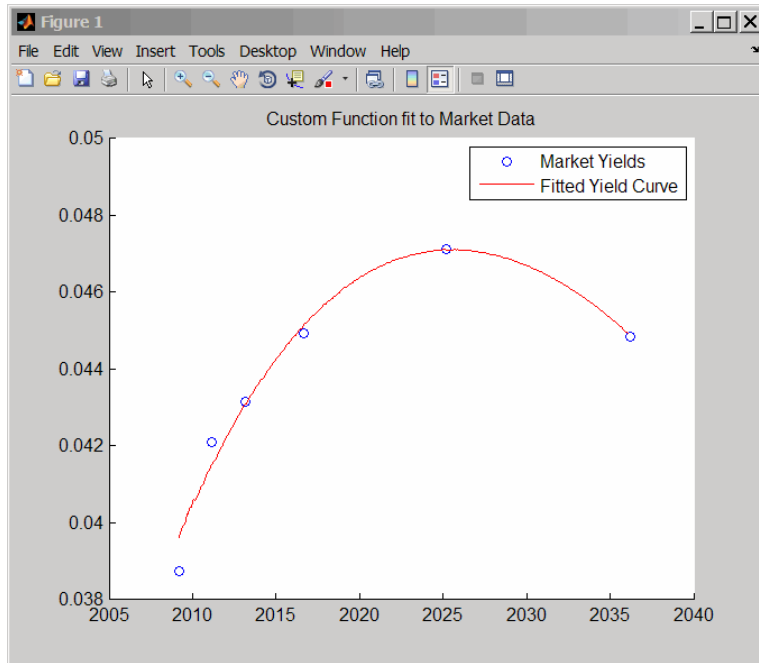
lsqnonlin stopped because the final change in the sum of squares relative to its initial value is less than the selected value of the function tolerance.

Plot the custom function that is defined using fitFunction:

```

Yields = bndyield(CleanPrice,CouponRate,Settle(1),Maturity);
scatter(Maturity,Yields);
PlottingPoints = min(Maturity):30:max(Maturity);
hold on;
plot(PlottingPoints,CustomModel.getParYields(PlottingPoints),'r');
datetick
legend('Market Yields','Fitted Yield Curve')
title('Custom Function fit to Market Data')

```



Converting an IRDataCurve or IRFunctionCurve Object

In this section...

“Introduction” on page 5-25

“Using the toRateSpec Method” on page 5-25

“Using Vector of Dates and Data Methods” on page 5-26

Introduction

The IRDataCurve and IRFunctionCurve objects for interest-rate curves support conversion to:

- A RateSpec structure. The RateSpec generated from an IRDataCurve or IRFunctionCurve object, using the toRateSpec method, is identical to the RateSpec structure created with intenvset using Financial Derivatives Toolbox software.
- A vector of dates and data from an IRDataCurve object acceptable to prbyzero, bkcall, bkput, tfutbyprice, and tfutbyyield or any function that requires a term structure of interest rates.

Using the toRateSpec Method

To convert an IRDataCurve or IRFunctionCurve object to a RateSpec structure, you must first create an interest-rate curve object. Then, use the toRateSpec method for an IRDataCurve object or the toRateSpec method for an IRFunctionCurve object.

Example

Create a data vector from the following data:

<http://www.ustreas.gov/offices/domestic-finance/debt-management/interest-rate/yield.shtml>:

```
Data = [1.85 1.84 1.91 2.09 2.47 2.71 3.12 3.43 3.85 4.57 4.58]/100;
Dates = daysadd(today,[30 90 180 360 2*360 3*360 5*360 7*360 10*360 20*360 30*360],2);
scatter(Dates,Data)
datetick
```

Create an IRDataCurve interest-rate curve object:

```
rr = IRDataCurve('Zero',today,Dates,Data);
```

Convert to a RateSpec:

```
rr.toRateSpec(today+30:30:today+365)
ans =
    FinObj: 'RateSpec'
  Compounding: 2
        Disc: [12x1 double]
        Rates: [12x1 double]
    EndTimes: [12x1 double]
  StartTimes: [12x1 double]
    EndDates: [12x1 double]
  StartDates: 733569
ValuationDate: 733569
        Basis: 0
  EndMonthRule: 1
```

Using Vector of Dates and Data Methods

You can use the `getZeroRates` method for an `IRDataCurve` object with a `Dates` property to create a vector of dates and data acceptable for `prbyzero` in Financial Toolbox software and `bkcall`, `bkput`, `tfutbyprice`, and `tfutbyyield` in Fixed-Income Toolbox software.

Example

This is an example of using the `IRDataCurve` method `getZeroRates` with `prbyzero`:

```
Data = [2.09 2.47 2.71 3.12 3.43 3.85 4.57 4.58]/100;
Dates = daysadd(today,[360 2*360 3*360 5*360 7*360 10*360 20*360 30*360],1);
irdc = IRDataCurve('Zero',today,Dates,Data,'InterpMethod','pchip');
Maturity = daysadd(today,8*360,1);
CouponRate = .055;
ZeroDates = daysadd(today,180:180:8*360,1);
ZeroRates = irdc.getZeroRates(ZeroDates);
BondPrice = prbyzero([Maturity CouponRate], today, ZeroRates, ZeroDates)
BondPrice =
    113.9221
```


Function Reference

| | |
|----------------------------------------------|-----------------------------------------------|
| Bond Futures (p. 6-2) | Work with bond futures |
| Certificates of Deposit (p. 6-2) | Work with certificates of deposit |
| Convertible Bonds (p. 6-3) | Work with convertible bonds |
| Derivative Securities (p. 6-3) | Work with derivative securities |
| Interest-Rate Curve Objects (p. 6-3) | Work with interest-rate curve objects |
| Mortgage-Backed Securities (p. 6-6) | Work with mortgage-backed securities |
| Option-Adjusted Spread Computations (p. 6-7) | Work with option-adjusted spread computations |
| Stepped-Coupon Bonds (p. 6-8) | Work with stepped-coupon bonds |
| Treasury Bills (p. 6-9) | Work with Treasury bills |
| Zero-Coupon Instruments (p. 6-10) | Work with zero-coupon instruments |

Bond Futures

| | |
|------------------------------|---------------------------------------------------------|
| <code>bndfutimrepo</code> | Implied repo rates for bond future given price |
| <code>bndfutprice</code> | Price bond future given repo rates |
| <code>convfactor</code> | Bond conversion factors |
| <code>tfutbyprice</code> | Future prices of Treasury bonds given spot price |
| <code>tfutbyyield</code> | Future prices of Treasury bonds given current yield |
| <code>tfutimrepo</code> | Implied repo rates for Treasury bond future given price |
| <code>tfutpricebyrepo</code> | Implied repo rates given Treasury bond future price |
| <code>tfutyieldbyrepo</code> | Implied repo rates given Treasury bond future yield |

Certificates of Deposit

| | |
|----------------------|-------------------------------------------------|
| <code>cdai</code> | Accrued interest on certificate of deposit (CD) |
| <code>cdprice</code> | Price of certificate of deposit (CD) |
| <code>cdyield</code> | Yield on certificate of deposit (CD) |

Convertible Bonds

cbprice Price convertible bond

Derivative Securities

bkcall Price European call option on bonds using Black's model

bkcaplet Price interest-rate caplet using Black's model

bkfloorlet Price interest-rate floorlet using Black's model

bkput Price European put option on bonds using Black's model

liborduration Duration of LIBOR-based interest-rate swap

liborfloat2fixed Compute par fixed-rate of swap given 3-month LIBOR data

liborprice Price swap given swap rate

Interest-Rate Curve Objects

bootstrap Bootstrap interest-rate curve from market data

fitFunction Custom fit interest-rate curve object to bond market data

fitNelsonSiegel Fit Nelson-Siegel function to bond market data

| | |
|---------------------------------|----------------------------------------------------------------------------------------------------------------------|
| <code>fitSmoothingSpline</code> | Fit smoothing spline to bond market data |
| <code>fitSvensson</code> | Fit Svensson function to bond market data |
| <code>getDiscountFactors</code> | Get discount factors for input dates for <code>IRDataCurve</code> |
| <code>getDiscountFactors</code> | Get discount factors for input dates for <code>IRFunctionCurve</code> |
| <code>getForwardRates</code> | Get forward rates for input dates for <code>IRDataCurve</code> |
| <code>getForwardRates</code> | Get forward rates for input dates for <code>IRFunctionCurve</code> |
| <code>getParYields</code> | Get par yields for input dates for <code>IRDataCurve</code> |
| <code>getParYields</code> | Get par yields for input dates for <code>IRFunctionCurve</code> |
| <code>getZeroRates</code> | Get zero rates for input dates for <code>IRDataCurve</code> |
| <code>getZeroRates</code> | Get zero rates for input dates for <code>IRFunctionCurve</code> |
| <code>IRBootstrapOptions</code> | Construct specific options for bootstrapping interest-rate curve object |
| <code>IRDataCurve</code> | Construct interest-rate curve object from dates and data |
| <code>IRFitOptions</code> | Construct specific options for fitting interest-rate curve object |
| <code>IRFunctionCurve</code> | Construct interest-rate curve object from function handle or function by fitting to market data using object methods |

toRateSpec

Convert IRDataCurve object to
RateSpec

toRateSpec

Convert IRFunctionCurve object to
RateSpec

Mortgage-Backed Securities

| | |
|------------------|------------------------------------------------------------------|
| mbscfamounts | Cash flow and time mapping for mortgage pool |
| mbsconvp | Convexity of mortgage pool given price |
| mbsconvy | Convexity of mortgage pool given yield |
| mbsdurp | Duration of mortgage pool given price |
| mbsdury | Duration of mortgage pool given yield |
| mbsnoprepay | End-of-month mortgage cash flows and balances without prepayment |
| mbspassthrough | Mortgage pool cash flows and balances with prepayment |
| mbsprice | Mortgage-backed security price given yield |
| mbsprice2speed | Implied PSA prepayment speeds given price |
| mbswal | Weighted average life of mortgage pool |
| mbsyield | Mortgage-backed security yield given price |
| mbsyield2speed | Implied PSA prepayment speeds given yield |
| psaspeed2default | Benchmark default |
| psaspeed2rate | Single monthly mortality rate given PSA speed |

Option-Adjusted Spread Computations

mbssoas2price

Price given option-adjusted spread

mbssoas2yield

Yield given option-adjusted spread

mbsprice2oas

Option-adjusted spread given price

mbsyield2oas

Option-adjusted spread given yield

Stepped-Coupon Bonds

stepcpncfamounts

Cash flow amounts and times for bonds and stepped coupons

stepcpnprice

Price bond with stepped coupons

stepcpnyield

Yield to maturity of bond with stepped coupons

Treasury Bills

| | |
|------------------------------|----------------------------------------------------|
| <code>tbilldisc2yield</code> | Convert Treasury bill discount to equivalent yield |
| <code>tbillprice</code> | Price Treasury bill |
| <code>tbillrepo</code> | Break-even discount of repurchase agreement |
| <code>tbillval01</code> | Value of one basis point |
| <code>tbillyield</code> | Yield on Treasury bill |
| <code>tbillyield2disc</code> | Convert Treasury bill yield to equivalent discount |

Zero-Coupon Instruments

zeroprice

Price zero-coupon instruments given yield

zeroyield

Yield of zero-coupon instruments given price

Functions — Alphabetical List

bkcall

Purpose Price European call option on bonds using Black's model

Syntax `CallPrice = bkcall(Strike, ZeroData, Sigma, BondData, Settle, Expiry, Period, Basis, EndMonthRule, InterpMethod, StrikeConvention)`

Arguments

| | |
|----------|-------------------------------------------------------------------------------------------------------------------------------------------------------------------------------------------------------------------------------------------------------------------------------------------------------------------------------------------------------------------------------------------------------------------------------------------------------------------------------------------------------------------------------------------------------------------------------------------------------------------------------------------------------------------------------------------------------------------------------------------------------------------|
| Strike | Scalar or number of options (NOPT)-by-1 vector of strike prices. |
| ZeroData | Two-column (optionally three-column) matrix containing zero (spot) rate information used to discount future cash flows. <ul style="list-style-type: none">• Column 1: Serial maturity date associated with the zero rate in the second column.• Column 2: Annualized zero rates, in decimal form, appropriate for discounting cash flows occurring on the date specified in the first column. All dates must occur after <code>Settle</code> (dates must correspond to future investment horizons) and must be in ascending order.• Column 3 (optional): Annual compounding frequency. Values are 1 (annual), 2 (semiannual, default), 3 (three times per year), 4 (quarterly), 6 (bimonthly), 12 (monthly), and -1 (continuous). |
| Sigma | Scalar or NOPT-by-1 vector of annualized price volatilities required by Black's model. |

| | |
|-----------------|---------------------------------------------------------------------------------------------------------------------------------------------------------------------------------------------------------------------------------------------------------------------------------------------------------------------------------------------------------------------------------------------------------------------------------------------------------------------------------------------|
| BondData | <p>Row vector with three (optionally four) columns or NOPT-by-3 (optionally NOPT-by-4) matrix specifying characteristics of underlying bonds in the form:</p> <p>[CleanPrice CouponRate Maturity Face]</p> <p>CleanPrice is the price excluding accrued interest.</p> <p>CouponRate is the decimal coupon rate.</p> <p>Maturity is the bond maturity date in serial date number format.</p> <p>Face is the face value of the bond. If unspecified, the face value is assumed to be 100.</p> |
| Settle | <p>Settlement date of the options. May be a serial date number or date string. Settle also represents the starting reference date for the input zero curve.</p> |
| Expiry | <p>Scalar or NOPT-by-1 vector of option maturity dates. May be a serial date number or date string.</p> |
| Period | <p>(Optional) Number of coupons per year for the underlying bond. Default = 2 (semiannual). Supported values are 0, 1, 2, 3, 4, 6, and 12.</p> |

| | |
|---------------------|---------------------------------------------------------------------------------------------------------------------------------------------------------------------------------------------------------------------------------------------------------------------------------------------------------------------------------------------------------------------------------------------------------------------------------------------------------------------------------------------------------------------------------------------------------|
| Basis | <p>(Optional) Day-count basis of the bond. A vector of integers.</p> <ul style="list-style-type: none">• 0 = actual/actual (default)• 1 = 30/360 (SIA)• 2 = actual/360• 3 = actual/365• 4 = 30/360 (BMA)• 5 = 30/360 (ISDA)• 6 = 30/360 (European)• 7 = actual/365 (Japanese)• 8 = actual/actual (ICMA)• 9 = actual/360 (ICMA)• 10 = actual/365 (ICMA)• 11 = 30/360E (ICMA)• 12 = actual/actual (ISDA)• 13 = BUS/252 |
| EndMonthRule | <p>(Optional) End-of-month rule. This rule applies only when Maturity is an end-of-month date for a month having 30 or fewer days. 0 = ignore rule, meaning that a bond's coupon payment date is always the same numerical day of the month. 1 = set rule on (default), meaning that a bond's coupon payment date is always the last actual day of the month.</p> |

| | |
|-------------------------|------------------------------------------------------------------------------------------------------------------------------------------------------------------------------------------------------------------------------------------------------------------------------------------------------------------------------------------------------------------------------------------------------------------------------------------------------------------------|
| InterpMethod | (Optional) Scalar integer zero curve interpolation method. For cash flows that do not fall on a date found in the ZeroData spot curve, indicates the method used to interpolate the appropriate zero discount rate. Available methods are (0) nearest, (1) linear, and (2) cubic. Default = 1. See <code>interp1</code> for more information. |
| StrikeConvention | <p>(Optional) Scalar or NOPT-by-1 vector of option contract strike price conventions.</p> <p>StrikeConvention = 0 (default) defines the strike price as the cash (dirty) price paid for the underlying bond.</p> <p>StrikeConvention = 1 defines the strike price as the quoted (clean) price paid for the underlying bond. When evaluating Black's model, the accrued interest of the bond at option expiration is added to the input strike price.</p> |

Description

`CallPrice = bkcall(Strike, ZeroData, Sigma, BondData, Settle, Expiry, Period, Basis, EndMonthRule, InterpMethod, StrikeConvention)` using Black's model, derives an NOPT-by-1 vector of prices of European call options on bonds.

If cash flows occur beyond the dates spanned by `ZeroData`, the input zero curve, the appropriate zero rate for discounting such cash flows is obtained by extrapolating the nearest rate on the curve (that is, if a cash flow occurs before the first or after the last date on the input zero curve, a flat curve is assumed).

In addition, you can use the Fixed-Income Toolbox method `getZeroRates` for an `IRDataCurve` object with a `Dates` property to create a vector of dates and data acceptable for `bkcall`. For more information, see "Converting an `IRDataCurve` or `IRFunctionCurve` Object" on page 5-25.

Examples

This example is based on Example 22.1, page 512, of Hull. (See References below.)

Consider a European call option on a bond maturing in 9.75 years. The underlying bond has a clean price of \$935, a face value of \$1000, and pays 10% semiannual coupons. Since the bond matures in 9.75 years, a \$50 coupon will be paid in 3 months and again in 9 months. Also, assume that the annualized volatility of the forward bond price is 9%. Furthermore, suppose the option expires in 10 months and has a strike price of \$1000, and that the annualized continuously compounded risk-free discount rates for maturities of 3, 9, and 10 months are 9%, 9.5%, and 10%, respectively.

```
% Specify the option information.
Settle      = '15-Mar-2004';
Expiry      = '15-Jan-2005'; % 10 months from settlement
Strike      = 1000;
Sigma       = 0.09;
Convention  = [0 1]';

% Specify the interest-rate environment.
ZeroData    = [datenum('15-Jun-2004') 0.09 -1; % 3 months
               datenum('15-Dec-2004') 0.095 -1; % 9 months
               datenum(Expiry)        0.10 -1]; % 10 months

% Specify the bond information.
CleanPrice  = 935;
CouponRate  = 0.1;
Maturity    = '15-Dec-2013'; % 9.75 years from settlement
Face        = 1000;
BondData    = [CleanPrice CouponRate datenum(Maturity) Face];
Period      = 2;
Basis       = 1;

% Call Black's model.
CallPrices = bkcall(Strike, ZeroData, Sigma, BondData, Settle,...
                   Expiry, Period, Basis, [], [], Convention)
```


CallPrices =

9.4873

7.9686

When the strike price is the dirty price (`Convention = 0`), the call option value is \$9.49. When the strike price is the clean price (`Convention = 1`), the call option value is \$7.97.

References

[1] Hull, John C., *Options, Futures, and Other Derivatives*, Prentice Hall, 5th edition, 2003, pp. 287-288, 508-515.

See Also

bkput

bkcaplet

Purpose Price interest-rate caplet using Black's model

Syntax `CapPrices = bkcaplet(CapData, FwdRates, ZeroPrice, Settle, StartDate, EndDate, Sigma)`

Arguments

| | |
|----------|----------------------------------------------------------------------------------------------------------------------------------------------------------------------------------------------------------------------------------------------------------------------------------------------------------------------------------------------------------------------------------------------------------------------------------------------------------------------------------------------------------------------------------------------------------------------------------------------------|
| CapData | Number of caps (NCAP)-by-2 matrix containing cap rates and bases: [CapRates Basis]. Values for bases may be: <ul style="list-style-type: none">• 0 = actual/actual (default)• 1 = 30/360 (SIA)• 2 = actual/360• 3 = actual/365• 4 = 30/360 (BMA)• 5 = 30/360 (ISDA)• 6 = 30/360 (European)• 7 = actual/365 (Japanese)• 8 = actual/actual (ICMA)• 9 = actual/360 (ICMA)• 10 = actual/365 (ICMA)• 11 = 30/360E (ICMA)• 12 = actual/actual (ISDA)• 13 = BUS/252 |
| FwdRates | Scalar or NCAP-by-1 vector containing forward rates in decimal. FwdRates accrue on the same basis as CapRates. |

| | |
|-----------|--------------------------------------------------------------------------------------------------------------------------------------------------|
| ZeroPrice | Scalar or NCAP-by-1 vector containing zero coupon prices with maturities corresponding to those of each cap in CapData, per \$100 nominal value. |
| Settle | Scalar or NCAP-by-1 vector of identical elements containing settlement date of caplets. |
| StartDate | Scalar or NCAP-by-1 vector containing start dates of the caplets. |
| EndDate | Scalar or NCAP-by-1 vector containing maturity dates of caplets. |
| Sigma | Scalar or NCAP-by-1 vector containing volatility of forward rates in decimal, corresponding to each caplet. |

Description

CapPrices = bkcaplet(CapData, FwdRates, ZeroPrice, Settle, StartDate, EndDate, Sigma) computes the prices of interest-rate caplets for every \$100 face value of principal.

Examples

Given a notional amount of \$1,000,000, compute the value of a caplet on October 15, 2002 that starts on October 15, 2003 and ends on January 15, 2004.

```
CapData = [0.08, 1];
FwdRates = 0.07;
ZeroPrice = 100*exp(-0.065*1.25);
Settle = datenum('15-Oct-2002');
BeginDates = datenum('15-Oct-2003');
EndDates = datenum('15-Jan-2004');
Sigma = 0.20;
```

Because the caplet is \$100 notional, divide \$1,000,000 by \$100.

```
Notional = 1000000/100;

CapPrice = Notional*bkcaplet(CapData, FwdRates, ZeroPrice, ...
Settle, BeginDates, EndDates, Sigma)
```

bkcaplet

CapPrice =

519.0046

See Also

bkfloorlet

Purpose

Price interest-rate floorlet using Black's model

Syntax

FloorPrices = bktloorlet(FloorData, FwdRates, ZeroPrice, Settle, StartDate, EndDate, Sigma)

Arguments

FloorData Number of floors (NFLR)-by-2 matrix containing floor rates and bases: [FloorRate Basis].
Values for bases may be:

- 0 = actual/actual (default)
- 1 = 30/360 (SIA)
- 2 = actual/360
- 3 = actual/365
- 4 = 30/360 (BMA)
- 5 = 30/360 (ISDA)
- 6 = 30/360 (European)
- 7 = actual/365 (Japanese)
- 8 = actual/actual (ICMA)
- 9 = actual/360 (ICMA)
- 10 = actual/365 (ICMA)
- 11 = 30/360E (ICMA)
- 12 = actual/actual (ISDA)
- 13 = BUS/252

FwdRates Scalar or NFLR-by-1 vector containing forward rates in decimal. FwdRates accrue on the same basis as FloorRates.

| | |
|-----------|------------------------------------------------------------------------------------------------------------------------------------------------------|
| ZeroPrice | Scalar or NFLR-by-1 vector containing zero coupon prices with maturities corresponding to those of each floor in FloorData, per \$100 nominal value. |
| Settle | Scalar or NFLR-by-1 vector of identical elements containing settlement date of floorlets. |
| StartDate | Scalar or NFLR-by-1 vector containing start dates of the floorlets. |
| EndDate | Scalar or NFLR-by-1 vector containing maturity dates of floorlets. |
| Sigma | Scalar or NFLR-by-1 vector containing volatility of forward rates in decimal, corresponding to each floorlet. |

Description

FloorPrices = bkfloorlet(FloorData, FwdRates, ZeroPrice, Settle, StartDate, EndDate, Sigma) computes the prices of interest-rate floorlets for every \$100 of notional value.

Examples

Given a notional amount of \$1,000,000, compute the value of a floorlet on October 15, 2002 that starts on October 15, 2003 and ends on January 15, 2004.

```
FloorData = [0.08, 1];
FwdRates = 0.07;
ZeroPrice = 100*exp(-0.065*1.25);
Settle = datenum('15-Oct-2002');
BeginDates = datenum('15-Oct-2003');
EndDates = datenum('15-Jan-2004');
Sigma = 0.20;

% Because floorlet is $100 notional, divide $1,000,000 by $100.
Notional = 1000000/100;

FloorPrice = Notional*bkfloorlet(FloorData, FwdRates, ...
ZeroPrice, Settle, BeginDates, EndDates, Sigma)
```

FloorPrice =
2823.91

See Also `bkcaplet`

bkput

Purpose Price European put option on bonds using Black's model

Syntax `PutPrice = bkput(Strike, ZeroData, Sigma, BondData, Settle, Expiry, Period, Basis, EndMonthRule, InterpMethod, StrikeConvention)`

Arguments

| | |
|----------|-------------------------------------------------------------------------------------------------------------------------------------------------------------------------------------------------------------------------------------------------------------------------------------------------------------------------------------------------------------------------------------------------------------------------------------------------------------------------------------------------------------------------------------------------------------------------------------------------------------------------------------------------------------------------------------------------------------------------------------------------------------------|
| Strike | Scalar or number of options (NOPT)-by-1 vector of strike prices. |
| ZeroData | Two-column (optionally three-column) matrix containing zero (spot) rate information used to discount future cash flows. <ul style="list-style-type: none">• Column 1: Serial maturity date associated with the zero rate in the second column.• Column 2: Annualized zero rates, in decimal form, appropriate for discounting cash flows occurring on the date specified in the first column. All dates must occur after <code>Settle</code> (dates must correspond to future investment horizons) and must be in ascending order.• Column 3 (optional): Annual compounding frequency. Values are 1 (annual), 2 (semiannual, default), 3 (three times per year), 4 (quarterly), 6 (bimonthly), 12 (monthly), and -1 (continuous). |
| Sigma | Scalar or NOPT-by-1 vector of annualized price volatilities required by Black's model. |

| | |
|----------|------------------------------------------------------------------------------------------------------------------------------------------------------------------------------------------------------------------------------------------------------------------------------------------------------------------------------------------------------------------------------------------------------------------------------------------------------------------------------------------------------------------------------------------------|
| BondData | <p>Row vector with three (optionally four) columns or NOPT-by-3 (optionally NOPT-by-4) matrix specifying characteristics of underlying bonds in the form [CleanPrice CouponRate Maturity Face] where:</p> <ul style="list-style-type: none">• CleanPrice is the price excluding accrued interest.• CouponRate is the decimal coupon rate.• Maturity is the bond maturity date in serial date number format.• Face is the face value of the bond. If unspecified, the face value is assumed to be 100. |
| Settle | <p>Settlement date of the options. May be a serial date number or date string. Settle also represents the starting reference date for the input zero curve.</p> |
| Expiry | <p>Scalar or NOPT-by-1 vector of option maturity dates. May be a serial date number or date string.</p> |
| Period | <p>(Optional) Number of coupons per year for the underlying bond. Default = 2 (semiannual). Supported values are 0, 1, 2, 3, 4, 6, and 12.</p> |

Basis (Optional) Day-count basis of the bond. A vector of integers.

- 0 = actual/actual (default)
- 1 = 30/360 (SIA)
- 2 = actual/360
- 3 = actual/365
- 4 = 30/360 (BMA)
- 5 = 30/360 (ISDA)
- 6 = 30/360 (European)
- 7 = actual/365 (Japanese)
- 8 = actual/actual (ICMA)
- 9 = actual/360 (ICMA)
- 10 = actual/365 (ICMA)
- 11 = 30/360E (ICMA)
- 12 = actual/actual (ISDA)
- 13 = BUS/252

EndMonthRule (Optional) End-of-month rule. This rule applies only when **Maturity** is an end-of-month date for a month having 30 or fewer days. 0 = ignore rule, meaning that a bond's coupon payment date is always the same numerical day of the month. 1 = set rule on (default), meaning that a bond's coupon payment date is always the last actual day of the month.

| | |
|-------------------------|----------------------------------------------------------------------------------------------------------------------------------------------------------------------------------------------------------------------------------------------------------------------------------------------------------------------------------------------------------------------------------------------------------------------------------------------------------------|
| InterpMethod | (Optional) Scalar integer zero curve interpolation method. For cash flows that do not fall on a date found in the <code>ZeroData</code> spot curve, indicates the method used to interpolate the appropriate zero discount rate. Available methods are (0) nearest, (1) linear, and (2) cubic. Default = 1. See <code>interp1</code> for more information. |
| StrikeConvention | (Optional) Scalar or NOPT-by-1 vector of option contract strike price conventions. StrikeConvention = 0 (default) defines the strike price as the cash (dirty) price paid for the underlying bond. StrikeConvention = 1 defines the strike price as the quoted (clean) price paid for the underlying bond. The accrued interest of the bond at option expiration is added to the input strike price when evaluating Black's model. |

Description

`PutPrice = bkput(Strike, ZeroData, Sigma, BondData, Settle, Expiry, Period, Basis, EndMonthRule, InterpMethod, StrikeConvention)` using Black's model, derives an NOPT-by-1 vector of prices of European put options on bonds.

If cash flows occur beyond the dates spanned by `ZeroData`, the input zero curve, the appropriate zero rate for discounting such cash flows is obtained by extrapolating the nearest rate on the curve (that is, if a cash flow occurs before the first or after the last date on the input zero curve, a flat curve is assumed).

In addition, you can use the Fixed-Income Toolbox method `getZeroRates` for an `IRDataCurve` object with a `Dates` property to create a vector of dates and data acceptable for `bkput`. For more information, see "Converting an `IRDataCurve` or `IRFunctionCurve` Object" on page 5-25.

Examples

This example is based on example 22.2, page 514, of Hull. (See References below.)

Consider a European put option on a bond maturing in 10 years. The underlying bond has a clean price of \$122.82, a face value of \$100, and pays 8% semiannual coupons. Also, assume that the annualized volatility of the forward bond yield is 20%. Furthermore, suppose the option expires in 2.25 years and has a strike price of \$115, and that the annualized continuously compounded risk free zero (spot) curve is flat at 5%. For a hypothetical settlement date of March 15, 2004, the following code illustrates the use of Black's model to duplicate the put prices in Example 22.2 of the Hull reference. In particular, it illustrates how to convert a broker's yield volatility to a price volatility suitable for Black's model.

```
% Specify the option information.
Settle      = '15-Mar-2004';
Expiry      = '15-Jun-2006'; % 2.25 years from settlement
Strike      = 115;
YieldSigma  = 0.2;
Convention  = [0; 1];

% Specify the interest-rate environment. Since the
% zero curve is flat, interpolation into the curve always returns
% 0.05. Thus, the following curve is not unique to the solution.
ZeroData    = [datenum('15-Jun-2004') 0.05 -1;
               datenum('15-Dec-2004') 0.05 -1;
               datenum(Expiry)         0.05 -1];

% Specify the bond information.
CleanPrice  = 122.82;
CouponRate  = 0.08;
Maturity    = '15-Mar-2014'; % 10 years from settlement
Face        = 100;
BondData    = [CleanPrice CouponRate datenum(Maturity) Face];
Period      = 2; % semiannual coupons
Basis       = 1; % 30/360 day-count basis
```

```

% Convert a broker's yield volatility quote to a price volatility
% required by Black's model. To duplicate Example 22.2 in Hull,
% first compute the periodic (semiannual) yield to maturity from
% the clean bond price.
Yield = bndyield(CleanPrice, CouponRate, Settle, Maturity,...
Period, Basis);

% Compute the duration of the bond at option expiration. Most
% fixed-income sensitivity analyses use the modified duration
% statistic to examine the impact of small changes in periodic
% yields on bond prices. However, Hull's example operates in
% continuous time (annualized instantaneous volatilities and
% continuously compounded zero yields for discounting coupons).
% To duplicate Hull's results, use the second output of BNDDURY,
% the Macaulay duration.
[Modified, Macaulay] = bnddury(Yield, CouponRate, Expiry,...
Maturity, Period, Basis);

% Convert the yield-to-maturity from a periodic to a
% continuous yield.
Yield = Period .* log(1 + Yield./Period);

% Finally, convert the yield volatility to a price volatility via
% Hull's Equation 22.6 (page 514).
PriceSigma = Macaulay .* Yield .* YieldSigma;

% Finally, call Black's model.
PutPrices = bkput(Strike, ZeroData, PriceSigma, BondData,...
Settle, Expiry, Period, Basis, [], [], Convention)
PutPrices =

    1.7838
    2.4071

```

When the strike price is the dirty price (Convention = 0), the call option value is \$1.78. When the strike price is the clean price (Convention = 1), the call option value is \$2.41.

References

[1] Hull, John C., *Options, Futures, and Other Derivatives*, Prentice Hall, 5th edition, 2003, pp. 287-288, 508-515.

See Also

bkcall

| | |
|------------------------|------------------------------------------------------------------------------------------------------------------------------------------------------------------------------------------------------------------------------------------------------------------------------------------------------------------------------------------------------------------------------------------------------------------------------------------------------------------------------------------------------------------------------------------------------------------------------------------------------------------------------------------------------------------------------------------------------------|
| Purpose | Implied repo rates for bond future given price |
| Syntax | <pre>ImpRepo = bndfutimprepo(Price, FutPrice, FutSettle, Delivery, ConvFactor, CouponRate, Maturity) ImpRepo = bndfutimprepo(Price, FutPrice, FutSettle, Delivery, ConvFactor, CouponRate, Maturity, 'ParameterName', 'ParameterValue ...)</pre> |
| Description | <p>ImpRepo = bndfutimprepo(Price, FutPrice, FutSettle, Delivery, ConvFactor, CouponRate, Maturity) computes the implied repo rate for a bond future given the price of a bond, the bond properties, the price of the bond future, and the bond conversion factor.</p> <p>ImpRepo = bndfutimprepo(Price, FutPrice, FutSettle, Delivery, ConvFactor, CouponRate, Maturity, 'ParameterName', 'ParameterValue ...) accepts optional inputs as one or more comma-separated parameter/value pairs. 'ParameterName' is the name of the parameter inside single quotes. ParameterValue is the value corresponding to 'ParameterName'. Specify parameter-value pairs in any order. Names are case-insensitive.</p> |
| Input Arguments | <p>Price numBonds-by-1 vector of bond prices.</p> <p>FutPrice numBonds-by-1 vector of future prices</p> <p>FutSettle numBonds-by-1 vector of future settle dates.</p> <p>Delivery numBonds-by-1 vector of future delivery dates.</p> <p>ConvFactor</p> |

numBonds-by-1 vector of bond conversion factors. For more information, see `convfactor`.

CouponRate

numBonds-by-1 vector of coupon rates in decimal form.

Maturity

numBonds-by-1 vector of coupon rates in decimal form.

Parameter-Value Pairs

Basis

Day-count basis. Possible values include

- 0 = actual/actual (default)
- 1 = 30/360 (SIA)
- 2 = actual/360
- 3 = actual/365
- 4 = 30/360 (BMA)
- 5 = 30/360 (ISDA)
- 6 = 30/360 (European)
- 7 = actual/365 (Japanese)
- 8 = actual/actual (ICMA)
- 9 = actual/360 (ICMA)
- 10 = actual/365 (ICMA)
- 11 = 30/360E (ICMA)
- 12 = actual/actual (ISDA)
- 13 = BUS/252

Default: 0

EndMonthRule

End-of-month rule. Values are:

- 0 — Rule is not in effect for the bond.
- 1 — Rule is in effect for the bond. This means that a security that pays coupon interest on the last day of the month always makes payment on the last day of the month.

Default: 1

Face

Face value of the bond. **Face** has no impact on key rate duration. This calling sequence is preserved for consistency.

Default: 100

FirstCouponDate

Irregular or normal first coupon date.

IssueDate

Issue date for a bond.

LastCouponDate

Irregular or normal last coupon date.

Period

Number of coupons payments per year. Possible values include:

- 0
- 1
- 2
- 3
- 4

bndfutimprepo

- 6
- 12

Default: 2

ReinvestBasis

Day count basis for reinvestment rate.

Default: Identical to RepoBasis.

ReinvestRate

Rate for reinvesting intermediate coupons from the bond.

Default: Identical to ImpRepo.

RepoBasis

Day count basis for ImpRepo.

Default: 2

StartDate

Date when a bond actually starts (the date from which a bond cash flow is considered). To make an instrument forward-starting, specify this date as a future date. If you do not specify StartDate, the effective start date is the Settle date.

Output Arguments

ImpRepo

Implied repo rate, or the repo rate that would produce the price input.

Definitions

bndfutimprepo computes the implied repo rate for a bond future given:

- Price of a bond
- Bond properties
- Price of the bond future
- Bond conversion factor

The default behavior is that the coupon reinvestment rate matches the repo rate. However, you can specify a separate reinvestment rate using optional inputs.

Examples

Compute the repro rate for a bond future:

```
bndfutimrepo(129,98,'9/21/2000','12/29/2000',1.3136,.0875,'8/15/2020')
```

This returns:

```
ans =  
0.0584
```

References

Burghardt, G., T. Belton, M. Lane, and J. Papa, *The Treasury Bond Basis*, McGraw-Hill, 2005.

Krgin, Dragomir, *Handbook of Global Fixed Income Calculations*, John Wiley & Sons, 2002.

See Also

bndfutprice | convfactor

How To

- “Bond Futures” on page 4-12

bndfutprice

Purpose

Price bond future given repo rates

Syntax

```
[FutPrice,AccrInt] = bndfutprice(RepoRate, Price, FutSettle,  
Delivery, ConvFactor, CouponRate, Maturity)  
FutPrice,AccrInt] = bndfutprice(RepoRate, FutPrice, FutSettle,  
Delivery, ConvFactor, CouponRate, Maturity,  
'ParameterName','ParameterValue ...)
```

Description

[FutPrice,AccrInt] = bndfutprice(RepoRate, Price, FutSettle, Delivery, ConvFactor, CouponRate, Maturity) computes the price of a bond futures contract for one or more bonds given a repo rate, and bond properties, including the bond conversion factor.

FutPrice,AccrInt] = bndfutprice(RepoRate, FutPrice, FutSettle, Delivery, ConvFactor, CouponRate, Maturity, 'ParameterName','ParameterValue ...) accepts optional inputs as one or more comma-separated parameter/value pairs. 'ParameterName' is the name of the parameter inside single quotes. ParameterValue is the value corresponding to 'ParameterName'. Specify parameter-value pairs in any order. Names are case-insensitive.

Input Arguments

RepoRate

numBonds-by-1 vector of repo rates.

Price

numBonds-by-1 vector of bond prices

FutSettle

numBonds-by-1 vector of future settle dates.

Delivery

numBonds-by-1 vector of future delivery dates.

ConvFactor

numBonds-by-1 vector of bond conversion factors. For more information, see `convfactor`.

CouponRate

numBonds-by-1 vector of coupon rates in decimal form.

Maturity

numBonds-by-1 vector of coupon rates in decimal form.

Parameter-Value Pairs**Basis**

Day-count basis. Possible values include

- 0 = actual/actual (default)
- 1 = 30/360 (SIA)
- 2 = actual/360
- 3 = actual/365
- 4 = 30/360 (BMA)
- 5 = 30/360 (ISDA)
- 6 = 30/360 (European)
- 7 = actual/365 (Japanese)
- 8 = actual/actual (ICMA)
- 9 = actual/360 (ICMA)
- 10 = actual/365 (ICMA)
- 11 = 30/360E (ICMA)
- 12 = actual/actual (ISDA)
- 13 = BUS/252

Default: 0

EndMonthRule

End-of-month rule. Values are:

- 0 — Rule is not in effect for the bond.
- 1 — Rule is in effect for the bond. This means that a security that pays coupon interest on the last day of the month always makes payment on the last day of the month.

Default: 1

IssueDate

Issue date for a bond.

Face

Face value of the bond. Face has no impact on key rate duration. This calling sequence is preserved for consistency.

Default: 100

FirstCouponDate

Irregular or normal first coupon date.

LastCouponDate

Irregular or normal last coupon date.

Period

Number of coupons payments per year. Possible values include:

- 0
- 1
- 2
- 3
- 4

- 6
- 12

Default: 2

ReinvestBasis

Day count basis for reinvestment rate.

Default: Identical to RepoBasis.

ReinvestRate

Compounding convention for reinvestment rate.

Default: Identical to RepoRate.

RepoBasis

Day count basis for RepoRate.

Default: 2

StartDate

Date when a bond actually starts (the date from which a bond cash flow is considered). To make an instrument forward-starting, specify this date as a future date. If you do not specify StartDate, the effective start date is the Settle date.

Output Arguments

FutPrice

Quoted futures price, per \$100 notional.

AccrInt

Accrued interest due at delivery date, per \$100 notional.

bndfutprice

Definitions

bndfutprice computes the price of a bond futures contract for one or more bonds, given a repo rate, and bond properties, including the bond conversion factor. The default behavior is that the coupon reinvestment rate matches the repo rate. However, you can specify a separate reinvestment rate using optional inputs.

Examples

Compute the price for a bond future:

```
bndfutprice(.064, 129, '9/21/2000', '12/29/2000', 1.3136, .0875, '8/15/2020')
```

The returns:

```
ans =  
    98.1516
```

References

Burghardt, G., T. Belton, M. Lane, and J. Papa, *The Treasury Bond Basis*, McGraw-Hill, 2005.

Krgin, Dragomir, *Handbook of Global Fixed Income Calculations*, John Wiley & Sons, 2002.

See Also

bndfutimprepo | convfactor

How To

- “Bond Futures” on page 4-12

| | | |
|------------------|-------------------------------------------------------------------------------------------------------------------------------------------------------------------------------------------------------------------|----------------------------------------------------------------------------------------------------------------------------------------------------------------------------------------|
| Purpose | Bootstrap interest-rate curve from market data | |
| Class | @IRDataCurve | |
| Syntax | <pre>Dcurve = IRDataCurve.bootstrap(Type, Settle, InstrumentTypes, Instruments) Dcurve = IRDataCurve.bootstrap(Type, Settle, InstrumentTypes, Instruments, 'Parameter1', Value1, 'Parameter2', Value2, ...)</pre> | |
| Arguments | Type | Type of interest-rate curve. Acceptable values are forward or zero. |
| | Settle | Scalar or column vector of settlement dates. |
| | InstrumentTypes | N-by-1 cell array (where N is the number of instruments) indicating what kind of instrument is in the Instruments matrix. Acceptable values are deposit, futures, swap, and bond. |
| | Instruments | N-by-3 data matrix for Instruments where the first column is Settle date, the second column is Maturity, and the third column is the market quote (dates must be MATLAB date numbers). |

Note The market quote represents the following for each instrument:

- deposit: rate
 - futures: price (e.g., 9628.54)
 - swap: rate
 - bond: clean price
-

Compounding

(Optional) Scalar that sets the compounding frequency per year for an `IRDataCurve` object:

- -1 = Continuous compounding
- 1 = Annual compounding
- 2 = Semiannual compounding (default)
- 3 = Compounding three times per year
- 4 = Quarterly compounding
- 6 = Bimonthly compounding
- 12 = Monthly compounding

Basis

(Optional) Day-count basis of the interest-rate curve. A vector of integers.

- 0 = actual/actual (default)
- 1 = 30/360 (SIA)
- 2 = actual/360
- 3 = actual/365
- 4 = 30/360 (BMA)
- 5 = 30/360 (ISDA)
- 6 = 30/360 (European)
- 7 = actual/365 (Japanese)
- 8 = actual/actual (ICMA)
- 9 = actual/360 (ICMA)
- 10 = actual/365 (ICMA)
- 11 = 30/360E (ICMA)
- 12 = actual/actual (ISDA)
- 13 = BUS/252

InterpMethod

(Optional) Values are:

- 'linear' — Linear interpolation (default).
- 'constant' — Piecewise constant interpolation.
- 'pchip' — Piecewise cubic Hermite interpolation.
- 'spline' — Cubic spline interpolation.

IRBootstrapOptionsObj (Optional) An IRBootstrapOptions object.

Instrument Parameters

For each of the supported InstrumentTypes, you can specify the following additional instrument parameters as parameter/value pairs by prepending the word Instrument to the parameter field. For example, prepending InstrumentBasis distinguishes an instrument's Basis value from the curve's Basis value.

| | |
|------------|---------------------------------------------------------------------------------------------------------------------------------------------------------------------------------------------------------------------------------------------------------------------------------------------------------------------------------------------------------------------------------------------------------------------------------------------------------------------------------------------|
| CouponRate | (Optional) Decimal number indicating the annual percentage rate used to determine the coupons payable on an instrument. |
| Period | (Optional) Coupons per year of the instrument. A vector of integers. Allowed values are 0, 1, 2 (default), 3, 4, 6, and 12. |
| Basis | (Optional) Day-count basis of the instrument. A vector of integers. <ul style="list-style-type: none">• 0 = actual/actual (default)• 1 = 30/360 (SIA)• 2 = actual/360• 3 = actual/365• 4 = 30/360 (BMA)• 5 = 30/360 (ISDA)• 6 = 30/360 (European)• 7 = actual/365 (Japanese)• 8 = actual/actual (ICMA)• 9 = actual/360 (ICMA)• 10 = actual/365 (ICMA)• 11 = 30/360E (ICMA) |

- 12 = actual/actual (ISDA)
- 13 = BUS/252

| | |
|-----------------|--------------------------------------------------------------------------------------------------------------------------------------------------------------------------------------------------------------------------------------------------------------------------------------------------------------------------------------------------------------------------------------------------------------------------|
| EndMonthRule | (Optional) End-of-month rule. A vector. This rule applies only when <code>Maturity</code> is an end-of-month date for a month having 30 or fewer days. 0 = ignore rule, meaning that an instrument's coupon payment date is always the same numerical day of the month. 1 = set rule on (default), meaning that an instrument's coupon payment date is always the last actual day of the month. |
| IssueDate | (Optional) Date when an instrument was issued. |
| FirstCouponDate | (Optional) Date when an instrument makes its first coupon payment. When <code>FirstCouponDate</code> and <code>LastCouponDate</code> are both specified, <code>FirstCouponDate</code> takes precedence in determining the coupon payment structure. |
| LastCouponDate | (Optional) Last coupon date of an instrument before the maturity date. In the absence of a specified <code>FirstCouponDate</code> , a specified <code>LastCouponDate</code> determines the coupon structure of the instrument. The coupon structure of an instrument is truncated at the <code>LastCouponDate</code> regardless of where it falls and will be followed only by the instrument's maturity cash flow date. |
| Face | (Optional) Face or par value. Default = 100. |

Note When using Instrument parameter/value pairs, you can specify simple interest for an Instrument by specifying the InstrumentPeriod value as 0. If InstrumentBasis and InstrumentPeriod are not specified for an Instrument, the following default values are used:

- deposit instrument uses Basis as 2 (act/360) and Period is 0 (simple interest).
 - futures instrument uses Basis as 2 (act/360) and Period is 4 (quarterly).
 - swap instrument uses Basis as 2 (act/360) and Period is 2.
 - bond instrument uses Basis as 0 (act/act) and Period is 2.
-

Description

Dcurve = IRDataCurve.bootstrap(Type, Settle, InstrumentTypes, Instruments, 'Parameter1', Value1, 'Parameter2', Value2, ...) bootstraps an interest-rate curve from market data. The dates of the bootstrapped curve correspond to the maturity dates of the input instruments. You must enter the optional arguments for Basis, Compounding, Interpmethod, and IRBootstrapOptionsObj as parameter/value pairs.

Examples

In this bootstrapping example, InstrumentTypes, Instruments, and a Settle date are defined:

```
InstrumentTypes = {'Deposit';'Deposit';...  
'Futures';'Futures';'Futures';'Futures';'Futures';'Futures';...  
'Swap';'Swap';'Swap';'Swap'};};  
  
Instruments = [datenum('08/10/2007'),datenum('09/17/2007'),.0532000; ...  
datenum('08/10/2007'),datenum('11/17/2007'),.0535866; ...  
datenum('08/08/2007'),datenum('19-Dec-2007'),9485; ...  
datenum('08/08/2007'),datenum('19-Mar-2008'),9502; ...  
datenum('08/08/2007'),datenum('18-Jun-2008'),9509.5; ...
```

```

datenum('08/08/2007'),datenum('17-Sep-2008'),9509; ...
datenum('08/08/2007'),datenum('17-Dec-2008'),9505.5; ...
datenum('08/08/2007'),datenum('18-Mar-2009'),9501; ...
datenum('08/08/2007'),datenum('08/08/2014'),.0530; ...
datenum('08/08/2007'),datenum('08/08/2019'),.0551; ...
datenum('08/08/2007'),datenum('08/08/2027'),.0565; ...
datenum('08/08/2007'),datenum('08/08/2037'),.0566];

CurveSettle = datenum('08/10/2007');

```

Use the bootstrap method to create an IRDataCurve object.

```

bootModel = IRDataCurve.bootstrap('Forward', CurveSettle, ...
InstrumentTypes, Instruments,'InterpMethod','pchip')

bootModel =

IRDataCurve

    Type: Forward
    Settle: 733264 (10-Aug-2007)
    Compounding: 2
    Basis: 0 (actual/actual)
    InterpMethod: pchip
    Dates: [12x1 double]
    Data: [12x1 double]

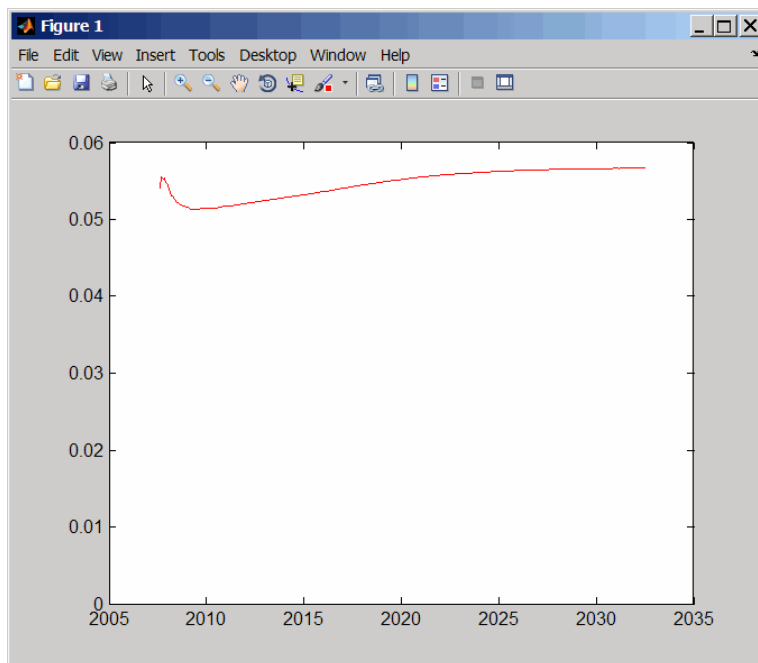
```

To create the plot for the bootstrapped market data:

```

PlottingDates = (datenum('08/11/2007'):30:CurveSettle+365*25)';
plot(PlottingDates,bootModel.getParYields(PlottingDates),'r')
set(gca,'ylim',[0 .06])
datetick

```



For an example of bootstrapping using instrument parameters support for prepending the word `Instrument` to the parameter field, see “Using `IRDataCurve` bootstrap Method for Bootstrapping Based on Market Instruments” on page 5-7.

See Also

“`@IRDataCurve`” on page A-7, “`@IRBootstrapOptions`” on page A-2

Purpose

Price convertible bond

Syntax

```
[CBMatrix, UndMatrix, DebtMatrix, EqtyMatrix] =
cbprice(RiskFreeRate, StaticSpread, Sigma, Price, ConvRatio,
NumSteps, IssueDate, Settle, Maturity, CouponRate, Period, Basis,
EndMonthRule, DividendType, DividendInfo, CallType, CallInfo,
TreeType)
```

Arguments

| | |
|--------------|----------------------------------------------------------------------------------------------------------------------------------------------------------------------------------------------------|
| RiskFreeRate | Annual yield of risk-free bond with the same maturity as the convertible, compounded continuously. (Recommended value is the yield of a risk-free bond with the same maturity as the convertible.) |
| StaticSpread | Value of constant spread to the risk free rate. Adding this to the RiskFreeRate produces the issuer's yield, which reflects its credit risk. |
| Sigma | Annual volatility in decimal. |
| Price | Price of asset at settlement or valuation date. |
| ConvRatio | Scalar. Number of assets convertible to a single bond. |
| NumSteps | Number of steps in binomial tree. |
| IssueDate | Issue date of bond. |
| Settle | Settlement date of bond. |
| Maturity | Maturity date of bond. |
| CouponRate | Coupon rate payable per unit of face value. |
| Period | (Optional) Coupons per year of the bond. A vector of integers. Allowed values are 0, 1, 2, 3, 4, 6, and 12. Default = 2. |

| | |
|---------------------|----------------------------------------------------------------------------------------------------------------------------------------------------------------------------------------------------------------------------------------------------------------------------------------------------------------------------------------------------------------------------------------------------------------------------------------------------------------------------------------------------------------------------------------------------------|
| Basis | <p>(Optional) Scalar value for day-count basis of the instrument.</p> <ul style="list-style-type: none">• 0 = actual/actual (default)• 1 = 30/360 (SIA)• 2 = actual/360• 3 = actual/365• 4 = 30/360 (BMA)• 5 = 30/360 (ISDA)• 6 = 30/360 (European)• 7 = actual/365 (Japanese)• 8 = actual/actual (ICMA)• 9 = actual/360 (ICMA)• 10 = actual/365 (ICMA)• 11 = 30/360E (ICMA)• 12 = actual/actual (ISDA)• 13 = BUS/252 |
| EndMonthRule | <p>(Optional) End-of-month rule. This rule applies only when Maturity is an end-of-month date for a month having 30 or fewer days. 0 = ignore rule, meaning that a bond's coupon payment date is always the same numerical day of the month. 1 = set rule on (default), meaning that a bond's coupon payment date is always the last actual day of the month.</p> |
| DividendType | <p>(Optional) 0 = dollar dividend (default). 1 = dividend yield.</p> |

| | |
|--------------|--------------------------------------------------------------------------------------------------------------------------------------------------------------------------------------------------------------------------------------------------------------------------------|
| DividendInfo | (Optional) Two-column matrix of dividend information. First column contains the ex-dividend date corresponding to the amount in the second column. Default = no dividend. |
| CallType | 0 = call on cash price (default). 1 = call on clean price. |
| CallInfo | (Optional) Two-column matrix of call information. First column contains the call dates. Second column contains call prices for every \$100 face of bond. A call in the amount of call prices is activated <i>after</i> the corresponding call date. Default = no call feature. |
| TreeType | (Optional) 0 = binomial tree (default). 1 = trinomial tree. |

All inputs are scalars except for DividendInfo and CallInfo.

Description

[CBMatrix, UndMatrix, DebtMatrix, EqyMatrix] = cbprice(RiskFreeRate, StaticSpread, Sigma, Price, ConvRatio, NumSteps, IssueDate, Settle, Maturity, CouponRate, Period, Basis, EndMonthRule, DividendType, DividendInfo, CallType, CallInfo, TreeType) computes the price of a convertible bond using a Cox-Ross-Rubinstein binomial tree or, optionally, a trinomial tree.

CBMatrix is a matrix of convertible bond prices.

UndMatrix is a matrix of stock prices in binomial format.

DebtMatrix is a matrix of the debt portion of the convertible bond.

EqyMatrix is a matrix of the equity portion of the convertible bond.

Examples

Perform a spread effect analysis of a 4%-coupon convertible bond callable at 110 at the end of the second year, maturing at par in 5 years, with yield to maturity of 5% and spread (of YTM versus 5-year

treasury) of 0, 50, 100, and 150 basis points. The underlying stock pays no dividend.

```
RiskFreeRate = 0.05;
Sigma        = 0.3;
ConvRatio    = 1;
NumSteps     = 200;
IssueDate    = datenum('2-Jan-2002');
Settle       = datenum('2-Jan-2002');
Maturity     = datenum('2-Jan-2007');
CouponRate   = 0.04;
Period       = 2;
Basis        = 1;
EndMonthRule = 1;
DividendType = 0;
DividendInfo = [];
CallInfo     = [datenum('2-Jan-2004'), 110];
CallType     = 1;
TreeType     = 1;

% Nested loop accross prices and static spread dimensions
% to compute convertible prices.

for j = 0:0.005:0.015;
    StaticSpread = j;
    for i = 0:10:100
        Price = 40+i;
        [CbMatrix, UndMatrix, DebtMatrix, EqtyMatrix] = ...
            cbprice(RiskFreeRate, StaticSpread, Sigma, Price, ...
                ConvRatio, NumSteps, IssueDate, Settle, ...
                Maturity, CouponRate, Period, Basis, EndMonthRule, ...
                DividendType, DividendInfo, CallType, CallInfo, ...
                TreeType);

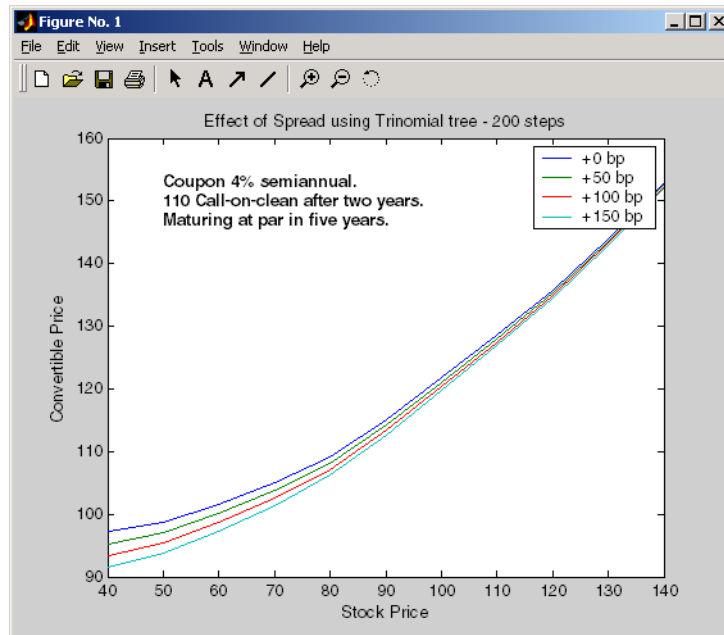
        convprice(i/10+1,j*200+1) = CbMatrix(1,1);
        stock(i/10+1,j*200+1)    = Price;
    end
end
```

end

```

plot(stock, convprice);
legend({'+0 bp'; '+50 bp'; '+100 bp'; '+150 bp'});
title ('Effect of Spread using Trinomial tree - 200 steps')
xlabel('Stock Price');
ylabel('Convertible Price');
text(50, 150, ['Coupon 4% semiannual.', sprintf('\n'), ...
              '110 Call-on-clean after two years.' sprintf('\n'), ...
              'Maturing at par in five years.'],'fontWeight','Bold')

```



cdai

Purpose Accrued interest on certificate of deposit (CD)

Syntax `AccrInt = cdai(CouponRate, Settle, Maturity, IssueDate, Basis)`

Arguments

| | |
|------------|----------------------------------------------------------------------------------------------------------------------------------------------------------------------------------------------------------------------------------------------------------------------------------------------------------------------------------------------------------------------------------------------------------------------------------------------------------------------------------------------------------------------------------|
| CouponRate | Annual interest rate in decimal. |
| Settle | Settlement date. <code>Settle</code> must be earlier than or equal to <code>Maturity</code> . |
| Maturity | Maturity date. |
| IssueDate | Issue date. |
| Basis | (Optional) Day-count basis of the instrument. <ul style="list-style-type: none">• 0 = actual/actual (default)• 1 = 30/360 (SIA)• 2 = actual/360• 3 = actual/365• 4 = 30/360 (BMA)• 5 = 30/360 (ISDA)• 6 = 30/360 (European)• 7 = actual/365 (Japanese)• 8 = actual/actual (ICMA)• 9 = actual/360 (ICMA)• 10 = actual/365 (ICMA)• 11 = 30/360E (ICMA)• 12 = actual/actual (ISDA)• 13 = BUS/252 |

Each required input must be some certificates of deposit (NCDS)-by-1 or 1-by-NCDS conforming vector or scalar. The optional `Basis` argument may be either a NCDS-by-1 or a 1-by-NCDS vector, a scalar, or the empty matrix (`[]`).

Description

`AccrInt = cdai(CouponRate, Settle, Maturity, IssueDate, Basis)` computes the accrued interest on a certificate of deposit.

`AccrInt` represents the accrued interest per \$100 of face value.

This function assumes that the certificates of deposit pay interest at maturity. Because of the simple interest treatment of these securities, the function is best used for short-term maturities (less than 1 year). The default simple interest calculation is the actual/360 convention (SIA).

Examples

Given a certificate of deposit (CD) with these characteristics, compute the accrued interest due on the CD.

```
CouponRate    = 0.05;
Settle         = '02-Jan-02';
Maturity       = '31-Mar-02';
IssueDate      = '1-Oct-01';
```

```
AccrInt = cdai(CouponRate, Settle, Maturity, IssueDate)
```

```
AccrInt =
```

```
1.2917
```

See Also

`accfrac`, `bndyield`, `stepcpnyield`, `tbillyield`, `zeroyield`

cdprice

Purpose Price of certificate of deposit (CD)

Syntax [Price, AccrInt] = cdprice(Yield, CouponRate, Settle, Maturity, IssueDate, Basis)

Arguments

| | |
|------------|-----------------------------------------------------------------------------------------------------------------------------------------------------------------------------------------------------------------------------------------------------------------------------------------------------------------------------------------------------------------------------------------------------------------------------------------------------------------------------------------------------------|
| Yield | Simple yield to maturity over the basis denominator. |
| CouponRate | Coupon interest rate in decimal. |
| Settle | Settlement date. Settle must be earlier than or equal to Maturity. |
| Maturity | Maturity date. |
| IssueDate | Issue date. |
| Basis | (Optional) Day-count basis of the instrument. <ul style="list-style-type: none">• 0 = actual/actual (default)• 1 = 30/360 (SIA)• 2 = actual/360• 3 = actual/365• 4 = 30/360 (BMA)• 5 = 30/360 (ISDA)• 6 = 30/360 (European)• 7 = actual/365 (Japanese)• 8 = actual/actual (ICMA)• 9 = actual/360 (ICMA)• 10 = actual/365 (ICMA)• 11 = 30/360E (ICMA)• 12 = actual/actual (ISDA) |

- 13 = BUS/252

Each required input must be some certificates of deposit (NCDS)-by-1 or 1-by-NCDS conforming vector or scalar. The optional `Basis` argument may be either a NCDS-by-1 or a 1-by-NCDS vector, a scalar, or the empty matrix (`[]`).

Description

`[Price, AccrInt] = cdprice(Yield, CouponRate, Settle, Maturity, IssueDate, Basis)` computes the price of a certificate of deposit given its yield.

`Price` is the clean price of the CD per \$100 of face value.

`AccruedInt` is the accrued interest payable at settlement per unit of face value.

This function assumes that the certificates of deposit pay interest at maturity. Because of the simple interest treatment of these securities, the function is best used for short-term maturities (less than 1 year). The default simple interest calculation is the actual/360 convention.

Examples

Given a certificate of deposit (CD) with these characteristics, compute the price of the CD and the accrued interest due on the settlement date.

```
Yield          = 0.0525;
CouponRate     = 0.05;
Settle         = '02-Jan-02';
Maturity       = '31-Mar-02';
IssueDate      = '1-Oct-01';
```

```
[Price, AccruedInt] = cdprice(Yield, CouponRate, Settle, ...
Maturity, IssueDate)
```

```
Price =
```

```
99.9233
```

```
AccruedInt =
```

cdprice

1.2917

See Also

bndprice, cdai, cdyield, stepcpnprice, tbillprice

Purpose

Yield on certificate of deposit (CD)

Syntax

`Yield = cdyield(Price, CouponRate, Settle, Maturity, IssueDate, Basis)`

Arguments

| | |
|-------------------|-----------------------------------------------------------------------------------------------------------------------------------------------------------------------------------------------------------------------------------------------------------------------------------------------------------------------------------------------------------------------------------------------------------------------------------------|
| Price | Clean price of the certificate of deposit per \$100 face. If you have a vector of dirty or cash prices of CDs, compute the accrued interest portion using <code>cdai</code> . |
| CouponRate | Annual interest rate in decimal. |
| Settle | Settlement date. Settle must be earlier than or equal to Maturity . |
| Maturity | Maturity date. |
| IssueDate | Issue date. |
| Basis | (Optional) Day-count basis of the instrument. <ul style="list-style-type: none">• 0 = actual/actual (default)• 1 = 30/360 (SIA)• 2 = actual/360• 3 = actual/365• 4 = 30/360 (BMA)• 5 = 30/360 (ISDA)• 6 = 30/360 (European)• 7 = actual/365 (Japanese)• 8 = actual/actual (ICMA)• 9 = actual/360 (ICMA)• 10 = actual/365 (ICMA) |

- 11 = 30/360E (ICMA)
- 12 = actual/actual (ISDA)
- 13 = BUS/252

Each required input must be some certificates of deposit (NCDS)-by-1 or 1-by-NCDS conforming vector or scalar. The optional `Basis` argument may be either a NCDS-by-1 or a 1-by-NCDS vector, a scalar, or the empty matrix (`[]`).

Description

`Yield = cdyield(Price, CouponRate, Settle, Maturity, IssueDate, Basis)` computes the yield to maturity of a certificate of deposit given its clean price.

This function assumes that the certificates of deposit pay interest at maturity. Because of the simple interest treatment of these securities, the function is best used for short-term maturities (less than 1 year). The default simple interest calculation is the actual/360 convention.

Examples

Given a certificate of deposit (CD) with these characteristics, compute the yield on the CD.

```
Price      = 101.125;
CouponRate = 0.05;
Settle     = '02-Jan-02';
Maturity   = '31-Mar-02';
IssueDate  = '1-Oct-01';

Yield = cdyield(Price, CouponRate, Settle, Maturity, IssueDate)

Yield =

    0.0039
```

See Also

`bndprice`, `cdai`, `cdprice`, `stepcpnprice`, `tbillprice`

| | |
|------------------------------|---------------------------------------------------------------------------------------------------------------------------------------------------------------------------------------------------------------------------------------------------------------------------------------------------------------------------------------------------------------------------------------------------------------------------------------------------------------------------------------------------------------------------------------------------------------------------------------------------------------------------------------------------------------------------------|
| Purpose | Bond conversion factors |
| Syntax | <pre>CF = convfactor(RefDate, Maturity, CouponRate) CF = convfactor(RefDate, Maturity, CouponRate, 'ParameterName',ParameterValue ...)</pre> |
| Description | <p>CF = convfactor(RefDate, Maturity, CouponRate) computes a conversion factor for a bond futures contract.</p> <p>CF = convfactor(RefDate, Maturity, CouponRate, 'ParameterName',ParameterValue ...) accepts optional inputs as one or more comma-separated parameter-value pairs. 'ParameterName' is the name of the parameter inside single quotes. 'ParameterValue' is the value corresponding to 'ParameterName'. Specify parameter/value pairs in any order. Names are case-insensitive. convfactor computes a conversion factor for a bond futures contract, given a Convention value for a U.S. Treasury bond, German bond, U.K. Gilt, or Japanese Government Bond.</p> |
| Input Arguments | <p>RefDate Reference dates, for which conversion factor is computed (usually the first day of delivery months).</p> <p>Maturity Maturity date of the underlying bond.</p> <p>CouponRate Annual coupon rate of the underlying bond in decimal.</p> |
| Parameter-Value Pairs | <p>Enter the following inputs only as parameter/value pairs.</p> <p>Convention Conversion factor convention. Scalar. Valid values are:</p> <ul style="list-style-type: none"> • 1 = U.S. Treasury bond (30-year) and Treasury note (10-year) futures contract |

- 2 = U.S. 2-year and 5-year Treasury note futures contract
- 3 = German Bobl, Bund, Buxl, and Schatz
- 4 = U.K. Gilts
- 5 = Japanese Government Bonds (JGBs)

Default: 1

FirstCouponDate

Irregular or normal first coupon date.

RefYield

Reference semiannual yield.

Default: 0.06 (6%)

StartDate

Forward starting date of payments.

Output Arguments

CF

N-by1 vector of conversion factors against the 6% yield par-bond.

Definitions

Conversion factors of U.S. Treasury bonds and other government bonds are based on a bond yielding 6%. Optionally, you can specify other types of bonds and yields using inputs for RefYield and Convention. For U.S. Treasury bonds, verify the output of convfactor by comparing the output against the quotations provided by the Chicago Board of Trade (<http://www.cbot.com>).

For German bonds, verify the output of convfactor by comparing the output against the quotations provided by Eurex (<http://www.eurexchange.com>).

For U.K. Gilts, verify the output of convfactor by comparing the output against the quotations provided by Euronext (<http://www.euronext.com>).

For Japanese Government Bonds, verify the output of convfactor by comparing the output against the quotations provided by the Tokyo Stock Exchange (<http://www.tse.or.jp/english/>).

Examples

Calculate CF, given the following RefDate, Maturity, and CouponRate:

```
RefDate = {'1-Dec-2002';
           '1-Mar-2003';
           '1-Jun-2003';
           '1-Sep-2003';
           '1-Dec-2003';
           '1-Sep-2003';
           '1-Dec-2002';
           '1-Jun-2003'};

Maturity = {'15-Nov-2012';
           '15-Aug-2012';
           '15-Feb-2012';
           '15-Feb-2011';
           '15-Aug-2011';
           '15-Aug-2010';
           '15-Aug-2009';
           '15-Feb-2010'};

CouponRate = [0.04; 0.04375; 0.04875; 0.05; 0.05; 0.0575; 0.06; 0.065];

CF = convfactor(RefDate, Maturity, CouponRate)
```

This returns:

```
CF =
    0.8539
    0.8858
    0.9259
    0.9418
    0.9403
    0.9862
```

1.0000
1.0266

Calculate `cf`, given the following `RefDate`, `Maturity`, and `CouponRate` for a German Bond:

```
cf = convfactor('3/10/2009', '1/04/2018', .04, .06, 3)
```

This returns:

```
cf =  
  
0.8659
```

References

Burghardt, G., T. Belton, M. Lane, and J. Papa, *The Treasury Bond Basis*, McGraw-Hill, 2005.

Krgin, Dragomir, *Handbook of Global Fixed Income Calculations*, John Wiley & Sons, 2002.

See Also

`tfutbyprice` | `tfutbyyield` | `tfutimprepo` | `bndfutimprepo` | `bndfutprice`

How To

- “Bond Futures” on page 4-12

| | | |
|------------------|-------------------------------------------------------------------------------------------------------------------------------------------------------------------------------------------------------------------------------------------------------------------|--------------------------------------------------------------------------------------------------------------------------------------------------------------------------------------------------------------------------------------------------------------------------------------------------------------------------------------------|
| Purpose | Custom fit interest-rate curve object to bond market data | |
| Class | @IRFunctionCurve | |
| Syntax | <pre>CurveObj = IRFunctionCurve.fitFunction(Type, Settle, FunctionHandle, Instruments, IRFitOptionsObj) CurveObj = IRFunctionCurve.fitFunction(Type, Settle, FunctionHandle, Instruments, IRFitOptionsObj, 'Parameter1', Value1, 'Parameter2', Value2, ...)</pre> | |
| Arguments | Type | Type of interest-rate curve for a bond: zero, forward, or discount. |
| | Settle | Scalar or column vector of settlement dates. |
| | FunctionHandle | Function handle that defines the interest-rate curve. The function handle takes two numeric vectors (time-to-maturity and a vector of function coefficients) and returns one numeric output (interest rate or discount factor). For more information on defining a function handle, see the MATLAB Programming Fundamentals documentation. |
| | Instruments | N-by-4 data matrix for Instruments where the first column is Settle date, the second column is Maturity, the third column is the clean price, and the fourth column is a CouponRate for the bond. |
| | IRFitOptionsObj | Object constructed from IRFitOptions. |

| | |
|-------------|----------------------------------------------------------------------------------------------------------------------------------------------------------------------------------------------------------------------------------------------------------------------------------------------------------------------------------------------------------------------------------------------------------------------------------------------------------------------------------------------------------------------------------|
| Compounding | <p>(Optional) Scalar that sets the compounding frequency per year for the IRFunctionCurve object:</p> <ul style="list-style-type: none">• -1 = Continuous compounding• 1 = Annual compounding• 2 = Semiannual compounding (default)• 3 = Compounding three times per year• 4 = Quarterly compounding• 6 = Bimonthly compounding• 12 = Monthly compounding |
| Basis | <p>(Optional) Day-count basis of the bond. A vector of integers.</p> <ul style="list-style-type: none">• 0 = actual/actual (default)• 1 = 30/360 (SIA)• 2 = actual/360• 3 = actual/365• 4 = 30/360 (BMA)• 5 = 30/360 (ISDA)• 6 = 30/360 (European)• 7 = actual/365 (Japanese)• 8 = actual/actual (ICMA)• 9 = actual/360 (ICMA)• 10 = actual/365 (ICMA)• 11 = 30/360E (ICMA)• 12 = actual/actual (ISDA) |

- 13 = BUS/252

Instrument Parameters

For each bond Instrument, you can specify the following additional instrument parameters as parameter/value pairs by prepending the word `Instrument` to the parameter field. For example, prepending `InstrumentBasis` distinguishes a bond instrument's `Basis` value from the curve's `Basis` value.

| | |
|-------------------------|----------------------------------------------------------------------------------------------------------------------------------------------------------------------------------------------------------------------------------------------------------------------------------------------------------------------------------------------------------------------------------------------------------------------------------------------------------------------------------------------------|
| <code>CouponRate</code> | (Optional) Decimal number indicating the annual percentage rate used to determine the coupons payable on a bond. |
| <code>Period</code> | (Optional) Coupons per year of the bond. A vector of integers. Allowed values are 0, 1, 2 (default), 3, 4, 6, and 12. |
| <code>Basis</code> | (Optional) Day-count basis of the bond. A vector of integers. <ul style="list-style-type: none"> • 0 = actual/actual (default) • 1 = 30/360 (SIA) • 2 = actual/360 • 3 = actual/365 • 4 = 30/360 (BMA) • 5 = 30/360 (ISDA) • 6 = 30/360 (European) • 7 = actual/365 (Japanese) • 8 = actual/actual (ICMA) • 9 = actual/360 (ICMA) • 10 = actual/365 (ICMA) • 11 = 30/360E (ICMA) |

- 12 = actual/actual (ISDA)
- 13 = BUS/252

| | |
|-----------------|------------------------------------------------------------------------------------------------------------------------------------------------------------------------------------------------------------------------------------------------------------------------------------------------------------------------------------------------------------------------------------------------|
| EndMonthRule | (Optional) End-of-month rule. A vector. This rule applies only when <code>Maturity</code> is an end-of-month date for a month having 30 or fewer days. 0 = ignore rule, meaning that a bond's coupon payment date is always the same numerical day of the month. 1 = set rule on (default), meaning that a bond's coupon payment date is always the last actual day of the month. |
| IssueDate | (Optional) Date when an instrument was issued. |
| FirstCouponDate | (Optional) Date when a bond makes its first coupon payment. When <code>FirstCouponDate</code> and <code>LastCouponDate</code> are both specified, <code>FirstCouponDate</code> takes precedence in determining the coupon payment structure. |
| LastCouponDate | (Optional) Last coupon date of a bond before the maturity date. In the absence of a specified <code>FirstCouponDate</code> , a specified <code>LastCouponDate</code> determines the coupon structure of the bond. The coupon structure of a bond is truncated at the <code>LastCouponDate</code> regardless of where it falls and will be followed only by the bond's maturity cash flow date. |
| Face | (Optional) Face or par value. Default = 100. |

Note When using Instrument parameter/value pairs, you can specify simple interest for a bond by specifying the InstrumentPeriod value as 0. If InstrumentBasis and InstrumentPeriod are not specified for a bond, the following default values are used: Basis is 0 (act/act) and Period is 2.

Description

CurveObj = IRFunctionCurve.fitFunction(Type, Settle, FunctionHandle, Instruments, IRFitOptionsObj, 'Parameter1', Value1, 'Parameter2', Value2, ...) fits a bond to a custom fitting function. You must enter the optional arguments for Basis and Compounding as parameter/value pairs.

Examples

```
Settle = repmat(datenum('30-Apr-2008'),[6 1]);
Maturity = [datenum('07-Mar-2009');datenum('07-Mar-2011');...
datenum('07-Mar-2013');datenum('07-Sep-2016');...
datenum('07-Mar-2025');datenum('07-Mar-2036')];
CleanPrice = [100.1;100.1;100.8;96.6;103.3;96.3];
CouponRate = [0.0400;0.0425;0.0450;0.0400;0.0500;0.0425];
Instruments = [Settle Maturity CleanPrice CouponRate];
CurveSettle = datenum('30-Apr-2008');
OptOptions = optimset('lsqnonlin');
OptOptions = optimset(OptOptions,'display','iter');
functionHandle = @(t,theta) polyval(theta,t);
```

```
CustomModel = IRFunctionCurve.fitFunction('Zero', CurveSettle, ...
functionHandle,Instruments, ...
IRFitOptions([.05 .05 .05],'FitType','price',...
'OptOptions',OptOptions));
```

| Iteration | Norm of | | First-order | | CG-iterations |
|-----------|------------|---------|-------------|------------|---------------|
| | Func-count | f(x) | step | optimality | |
| 0 | 4 | 38036.7 | | 4.92e+004 | |
| 1 | 8 | 38036.7 | 10 | 4.92e+004 | 0 |
| 2 | 12 | 38036.7 | 2.5 | 4.92e+004 | 0 |
| 3 | 16 | 38036.7 | 0.625 | 4.92e+004 | 0 |

fitFunction

| | | | | | |
|----|-----|-----------|--------------|-----------|---|
| 4 | 20 | 38036.7 | 0.15625 | 4.92e+004 | 0 |
| 5 | 24 | 30741.5 | 0.0390625 | 1.72e+005 | 0 |
| 6 | 28 | 30741.5 | 0.078125 | 1.72e+005 | 0 |
| 7 | 32 | 30741.5 | 0.0195312 | 1.72e+005 | 0 |
| 8 | 36 | 28713.6 | 0.00488281 | 2.33e+005 | 0 |
| 9 | 40 | 20323.3 | 0.00976562 | 9.47e+005 | 0 |
| 10 | 44 | 20323.3 | 0.0195312 | 9.47e+005 | 0 |
| 11 | 48 | 20323.3 | 0.00488281 | 9.47e+005 | 0 |
| 12 | 52 | 20323.3 | 0.0012207 | 9.47e+005 | 0 |
| 13 | 56 | 19698.8 | 0.000305176 | 1.08e+006 | 0 |
| 14 | 60 | 17493 | 0.000610352 | 7e+006 | 0 |
| 15 | 64 | 17493 | 0.0012207 | 7e+006 | 0 |
| 16 | 68 | 17493 | 0.000305176 | 7e+006 | 0 |
| 17 | 72 | 15455.1 | 7.62939e-005 | 2.25e+007 | 0 |
| 18 | 76 | 15455.1 | 0.000177558 | 2.25e+007 | 0 |
| 19 | 80 | 13317.1 | 3.8147e-005 | 3.18e+007 | 0 |
| 20 | 84 | 12867.9 | 7.62939e-005 | 7.84e+007 | 0 |
| 21 | 88 | 11779.8 | 7.62939e-005 | 7.58e+006 | 0 |
| 22 | 92 | 11747.6 | 0.000152588 | 1.46e+005 | 0 |
| 23 | 96 | 11720.9 | 0.000305176 | 2.48e+005 | 0 |
| 24 | 100 | 11667.2 | 0.000610352 | 1.48e+005 | 0 |
| 25 | 104 | 11558.5 | 0.0012207 | 4.47e+005 | 0 |
| 26 | 108 | 11335.4 | 0.00244141 | 1.58e+005 | 0 |
| 27 | 112 | 10864 | 0.00488281 | 1.61e+005 | 0 |
| 28 | 116 | 9797.68 | 0.00976562 | 6.85e+005 | 0 |
| 29 | 120 | 6884.03 | 0.0195312 | 5.79e+005 | 0 |
| 30 | 124 | 6884.03 | 0.037498 | 5.79e+005 | 0 |
| 31 | 128 | 3216.51 | 0.00937449 | 1.75e+006 | 0 |
| 32 | 132 | 607.317 | 0.018749 | 2.94e+006 | 0 |
| 33 | 136 | 12.7284 | 0.0253662 | 3e+006 | 0 |
| 34 | 140 | 0.0760939 | 0.00153457 | 4.88e+004 | 0 |
| 35 | 144 | 0.0731652 | 3.58678e-006 | 24.6 | 0 |
| 36 | 148 | 0.0731652 | 6.04329e-008 | 0.0213 | 0 |

Local minimum possible.

lsqnonlin stopped because the final change in the sum of squares relative to

its initial value is less than the selected value of the function tolerance.

See Also

“@IRFitOptions” on page A-10, “@IRFunctionCurve” on page A-12

fitNelsonSiegel

Purpose Fit Nelson-Siegel function to bond market data

Class @IRFunctionCurve

Syntax
`CurveObj = IRFunctionCurve.fitNelsonSiegel(Type, Settle, Instruments)`
`CurveObj = IRFunctionCurve.fitNelsonSiegel(Type, Settle, Instruments, 'Parameter1', Value1, 'Parameter2', Value2, ...)`

Arguments

| | |
|-------------|------------------------------------------------------------------------------------------------------------------------------------------------------------------------------------------------------------------------------------------------------------------------------------------------------------------------------------------------------------------------------------------------------------------------|
| Type | Type of interest-rate curve for a bond: zero or forward. |
| Settle | Scalar or column vector of settlement dates. |
| Instruments | N-by-4 data matrix for Instruments where the first column is Settle date, the second column is Maturity, the third column is the clean price, and the fourth column is a CouponRate for the bond. |
| Compounding | (Optional) Scalar that sets the compounding frequency per year for the IRFunctionCurve object: <ul style="list-style-type: none">• -1 = Continuous compounding• 1 = Annual compounding• 2 = Semiannual compounding (default)• 3 = Compounding three times per year• 4 = Quarterly compounding• 6 = Bimonthly compounding• 12 = Monthly compounding |

Basis (Optional) Day-count basis of the interest-rate curve. A vector of integers.

- 0 = actual/actual (default)
- 1 = 30/360 (SIA)
- 2 = actual/360
- 3 = actual/365
- 4 = 30/360 (BMA)
- 5 = 30/360 (ISDA)
- 6 = 30/360 (European)
- 7 = actual/365 (Japanese)
- 8 = actual/actual (ICMA)
- 9 = actual/360 (ICMA)
- 10 = actual/365 (ICMA)
- 11 = 30/360E (ICMA)
- 12 = actual/actual (ISDA)
- 13 = BUS/252

IRFitOptionsObj (Optional) Object constructed from IRFitOptions.

Instrument Parameters

For each bond Instrument, you can specify the following additional instrument parameters as parameter/value pairs by prepending the word **Instrument** to the parameter field. For example, prepending **InstrumentBasis** distinguishes a bond instrument's **Basis** value from the curve's **Basis** value.

| | |
|------------|--------------------------------------------------------------------------------------------------------------------------------------------------------------------------------------------------------------------------------------------------------------------------------------------------------------------------------------------------------------------------------------------------------------------------------------------------------------------------------------------------------------------------------------------------|
| CouponRate | (Optional) Decimal number indicating the annual percentage rate used to determine the coupons payable on a bond. |
| Period | (Optional) Coupons per year of the bond. A vector of integers. Allowed values are 0, 1, 2 (default), 3, 4, 6, and 12. |
| Basis | (Optional) Day-count basis of the bond. A vector of integers. <ul style="list-style-type: none">• 0 = actual/actual (default)• 1 = 30/360 (SIA)• 2 = actual/360• 3 = actual/365• 4 = 30/360 (BMA)• 5 = 30/360 (ISDA)• 6 = 30/360 (European)• 7 = actual/365 (Japanese)• 8 = actual/actual (ICMA)• 9 = actual/360 (ICMA)• 10 = actual/365 (ICMA)• 11 = 30/360E (ICMA)• 12 = actual/actual (ISDA)• 13 = BUS/252 |

| | |
|-----------------|----------------------------------------------------------------------------------------------------------------------------------------------------------------------------------------------------------------------------------------------------------------------------------------------------------------------------------------------------------------------|
| EndMonthRule | (Optional) End-of-month rule. A vector. This rule applies only when Maturity is an end-of-month date for a month having 30 or fewer days. 0 = ignore rule, meaning that a bond's coupon payment date is always the same numerical day of the month. 1 = set rule on (default), meaning that a bond's coupon payment date is always the last actual day of the month. |
| IssueDate | (Optional) Date when an instrument was issued. |
| FirstCouponDate | (Optional) Date when a bond makes its first coupon payment. When FirstCouponDate and LastCouponDate are both specified, FirstCouponDate takes precedence in determining the coupon payment structure. |
| LastCouponDate | (Optional) Last coupon date of a bond before the maturity date. In the absence of a specified FirstCouponDate, a specified LastCouponDate determines the coupon structure of the bond. The coupon structure of a bond is truncated at the LastCouponDate regardless of where it falls and will be followed only by the bond's maturity cash flow date. |
| Face | (Optional) Face or par value. Default = 100. |

Note When using Instrument parameter/value pairs, you can specify simple for a bond by specifying the InstrumentPeriod value as 0. If InstrumentBasis and InstrumentPeriod are not specified for a bond, the following default values are used: Basis is 0 (act/act) and Period is 2.

fitNelsonSiegel

Description

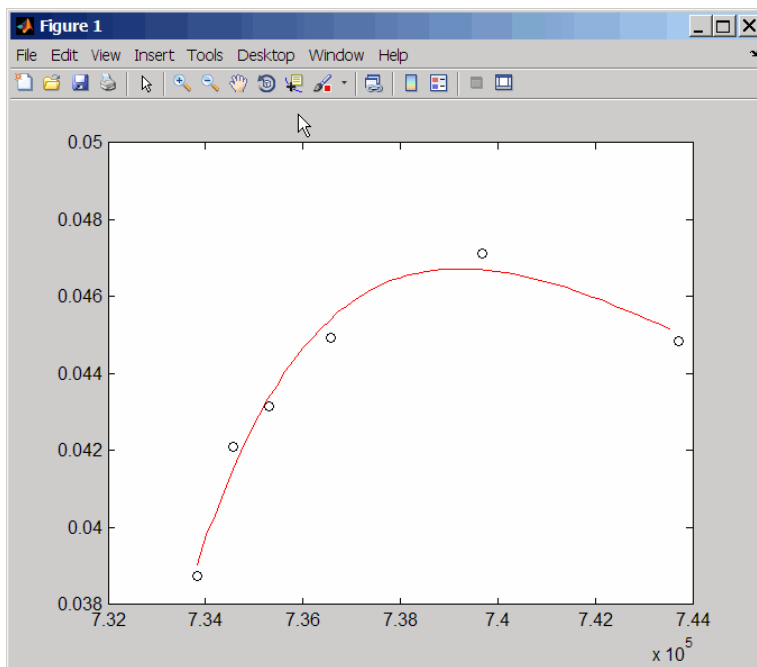
CurveObj = IRFunctionCurve.fitNelsonSiegel(Type, Settle, Instruments, 'Parameter1', Value1, 'Parameter2', Value2, ...) fits a Nelson-Siegel function to market data for a bond. You must enter the optional arguments for Basis, Compounding, and IRFitOptionsObj as parameter/value pairs.

Examples

```
NSModel = IRFunctionCurve.fitNelsonSiegel('Zero',datenum('30-Apr-2008'),Instruments);  
Optimization terminated: first-order optimality less than OPTIONS.ToIFun,  
and no negative/zero curvature detected in trust region model.
```

To create the plot:

```
plot(PlottingPoints,NSModel.getParYields(PlottingPoints),'r')  
hold on  
scatter(Maturity,Yield,'black')
```



See Also

“@IRFitOptions” on page A-10, “@IRFunctionCurve” on page A-12

fitSmoothingSpline

Purpose Fit smoothing spline to bond market data

Class @IRFunctionCurve

Syntax
CurveObj = IRFunctionCurve.fitSmoothingSpline(Type, Settle, Instruments, Lambdafun)
CurveObj = IRFunctionCurve.fitSmoothingSpline(Type, Settle, Instruments, Lambdafun, 'Parameter1', Value1, 'Parameter2', Value2, ...)

Arguments

Note You must have a license for Spline Toolbox software to use the fitSmoothingSpline method.

| | |
|-------------|-----------------------------------------------------------------------------------------------------------------------------------------------------------------------------------------------------------------------------------------------------------------------------------------------------------------------------------------------------------------------------------------------------------------------------------|
| Type | Type of interest-rate curve for a bond: forward. |
| Settle | Scalar or column vector of settlement dates. |
| Instruments | N-by-4 data matrix for Instruments where the first column is Settle date, the second column is Maturity, the third column is the clean price, and the fourth column is a CouponRate for the bond. |
| Lambdafun | Penalty function that takes as its input time and returns a penalty value. Use a function handle to support the penalty function. The function handle for the penalty function which takes one numeric input (time-to-maturity) and returns one numeric output (penalty to be applied to the curvature of the spline). For more information on defining a function handle, see the MATLAB Programming Fundamentals documentation. |

Note The smoothing spline represents the forward curve. The spline is penalized for curvature by specifying a penalty function. This fit may only be done with a `FitType` of `DurationWeightedPrice`.

| | |
|--------------------|-------------------------------------------------------------------------------------------------------------------------------------------------------------------------------------------------------------------------------------------------------------------------------------------------------------------------------------------------------------------------------------------------------------------------------------|
| Knots | (Optional) Vector of knot locations (times-to-maturity); by default, knots is set to be a vector comprised of 0 and the time to maturity of all input instruments. |
| Compounding | (Optional) Scalar that sets the compounding frequency per year for the <code>IRFunctionCurve</code> object: <ul style="list-style-type: none">• -1 = Continuous compounding• 1 = Annual compounding• 2 = Semiannual compounding (default)• 3 = Compounding three times per year• 4 = Quarterly compounding• 6 = Bimonthly compounding• 12 = Monthly compounding |
| Basis | (Optional) Day-count basis of the interest-rate curve. A vector of integers. <ul style="list-style-type: none">• 0 = actual/actual (default)• 1 = 30/360 (SIA)• 2 = actual/360• 3 = actual/365• 4 = 30/360 (BMA)• 5 = 30/360 (ISDA) |

fitSmoothingSpline

- 6 = 30/360 (European)
- 7 = actual/365 (Japanese)
- 8 = actual/actual (ICMA)
- 9 = actual/360 (ICMA)
- 10 = actual/365 (ICMA)
- 11 = 30/360E (ICMA)
- 12 = actual/actual (ISDA)
- 13 = BUS/252

Instrument Parameters

For each bond Instrument, you can specify the following additional instrument parameters as parameter/value pairs by prepending the word `Instrument` to the parameter field. For example, prepending `InstrumentBasis` distinguishes a bond instrument's `Basis` value from the curve's `Basis` value.

| | |
|-------------------------|-----------------------------------------------------------------------------------------------------------------------|
| <code>CouponRate</code> | (Optional) Decimal number indicating the annual percentage rate used to determine the coupons payable on a bond. |
| <code>Period</code> | (Optional) Coupons per year of the bond. A vector of integers. Allowed values are 0, 1, 2 (default), 3, 4, 6, and 12. |

| | |
|---------------------|---------------------------------------------------------------------------------------------------------------------------------------------------------------------------------------------------------------------------------------------------------------------------------------------------------------------------------------------------------------------------------------------------------------------------------------------------------------------------------------------------------------------------------------------------------|
| Basis | <p>(Optional) Day-count basis of the bond. A vector of integers.</p> <ul style="list-style-type: none">• 0 = actual/actual (default)• 1 = 30/360 (SIA)• 2 = actual/360• 3 = actual/365• 4 = 30/360 (BMA)• 5 = 30/360 (ISDA)• 6 = 30/360 (European)• 7 = actual/365 (Japanese)• 8 = actual/actual (ICMA)• 9 = actual/360 (ICMA)• 10 = actual/365 (ICMA)• 11 = 30/360E (ICMA)• 12 = actual/actual (ISDA)• 13 = BUS/252 |
| EndMonthRule | <p>(Optional) End-of-month rule. A vector. This rule applies only when Maturity is an end-of-month date for a month having 30 or fewer days. 0 = ignore rule, meaning that a bond's coupon payment date is always the same numerical day of the month. 1 = set rule on (default), meaning that a bond's coupon payment date is always the last actual day of the month.</p> |
| IssueDate | <p>(Optional) Date when an instrument was issued.</p> |

fitSmoothingSpline

| | |
|-----------------|--------------------------------------------------------------------------------------------------------------------------------------------------------------------------------------------------------------------------------------------------------------------------------------------------------------------------------------------------------|
| FirstCouponDate | (Optional) Date when a bond makes its first coupon payment. When FirstCouponDate and LastCouponDate are both specified, FirstCouponDate takes precedence in determining the coupon payment structure. |
| LastCouponDate | (Optional) Last coupon date of a bond before the maturity date. In the absence of a specified FirstCouponDate, a specified LastCouponDate determines the coupon structure of the bond. The coupon structure of a bond is truncated at the LastCouponDate regardless of where it falls and will be followed only by the bond's maturity cash flow date. |
| Face | (Optional) Face or par value. Default = 100. |

Note When using Instrument parameter/value pairs, you can specify simple interest for a bond by specifying the InstrumentPeriod value as 0. If InstrumentBasis and InstrumentPeriod are not specified for a bond, the following default values are used: Basis is 0 (act/act) and Period is 2.

Description

Fcurve = IRFunctionCurve.fitSmoothingSpline(Type, Settle, Instruments, Lambdafun, 'Parameter1', Value1, 'Parameter2', Value2, ...) fits a smoothing spline to market data for a bond. You must enter the optional arguments for Basis, Compounding, and Knots as parameter/value pairs.

Examples

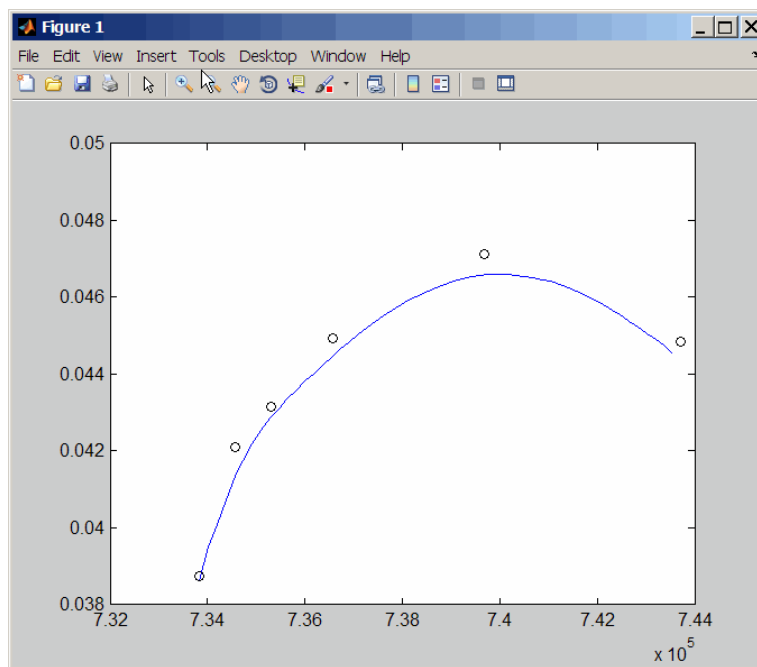
```
Settle = repmat(datenum('30-Apr-2008'),[6 1]);
Maturity = [datenum('07-Mar-2009');datenum('07-Mar-2011');...
datenum('07-Mar-2013');datenum('07-Sep-2016');...
datenum('07-Mar-2025');datenum('07-Mar-2036')];

CleanPrice = [100.1;100.1;100.8;96.6;103.3;96.3];
```

```
CouponRate = [0.0400;0.0425;0.0450;0.0400;0.0500;0.0425];  
Instruments = [Settle Maturity CleanPrice CouponRate];  
PlottingPoints = datenum('07-Mar-2009'):180:datenum('07-Mar-2036');  
Yield = bndyield(CleanPrice,CouponRate,Settle,Maturity);  
  
SmoothingModel = IRFunctionCurve.fitSmoothingSpline('Forward',datenum('30-Apr-2008'),...  
Instruments,@(t) 1000);
```

To create the plot:

```
plot(PlottingPoints,SmoothingModel.getParYields(PlottingPoints),'b')  
hold on  
scatter(Maturity,Yield,'black')
```



See Also

“@IRFunctionCurve” on page A-12

fitSvensson

Purpose Fit Svensson function to bond market data

Class @IRFunctionCurve

Syntax
`CurveObj = IRFunctionCurve.fitSvensson(Type, Settle, Instruments)`
`CurveObj = IRFunctionCurve.fitSvensson(Type, Settle, Instruments, 'Parameter1', Value1, 'Parameter2', Value2, ...)`

Arguments

| | |
|-------------|------------------------------------------------------------------------------------------------------------------------------------------------------------------------------------------------------------------------------------------------------------------------------------------------------------------------------------------------------------------------------------------------------------------------|
| Type | Type of interest-rate curve for a bond: zero or forward. |
| Settle | Scalar or column vector of settlement dates. |
| Instruments | N-by-4 data matrix for Instruments where the first column is Settle date, the second column is Maturity, the third column is the clean price, and the fourth column is a CouponRate for the bond. |
| Compounding | (Optional) Scalar that sets the compounding frequency per year for the IRFunctionCurve object: <ul style="list-style-type: none">• -1 = Continuous compounding• 1 = Annual compounding• 2 = Semiannual compounding (default)• 3 = Compounding three times per year• 4 = Quarterly compounding• 6 = Bimonthly compounding• 12 = Monthly compounding |

Basis (Optional) Day-count basis of the interest-rate curve. A vector of integers.

- 0 = actual/actual (default)
- 1 = 30/360 (SIA)
- 2 = actual/360
- 3 = actual/365
- 4 = 30/360 (BMA)
- 5 = 30/360 (ISDA)
- 6 = 30/360 (European)
- 7 = actual/365 (Japanese)
- 8 = actual/actual (ICMA)
- 9 = actual/360 (ICMA)
- 10 = actual/365 (ICMA)
- 11 = 30/360E (ICMA)
- 12 = actual/actual (ISDA)
- 13 = BUS/252

IRFitOptionsObj (Optional) Object constructed from **IRFitOptions**.

Instrument Parameters

For each bond **Instrument**, you can specify the following additional instrument parameters as parameter/value pairs by prepending the word **Instrument** to the parameter field. For example, prepending **InstrumentBasis** distinguishes a bond instrument's **Basis** value from the curve's **Basis** value.

| | |
|------------|--------------------------------------------------------------------------------------------------------------------------------------------------------------------------------------------------------------------------------------------------------------------------------------------------------------------------------------------------------------------------------------------------------------------------------------------------------------------------------------------------------------------------------------------------|
| CouponRate | (Optional) Decimal number indicating the annual percentage rate used to determine the coupons payable on a bond. |
| Period | (Optional) Coupons per year of the bond. A vector of integers. Allowed values are 0, 1, 2 (default), 3, 4, 6, and 12. |
| Basis | (Optional) Day-count basis of the bond. A vector of integers. <ul style="list-style-type: none">• 0 = actual/actual (default)• 1 = 30/360 (SIA)• 2 = actual/360• 3 = actual/365• 4 = 30/360 (BMA)• 5 = 30/360 (ISDA)• 6 = 30/360 (European)• 7 = actual/365 (Japanese)• 8 = actual/actual (ICMA)• 9 = actual/360 (ICMA)• 10 = actual/365 (ICMA)• 11 = 30/360E (ICMA)• 12 = actual/actual (ISDA)• 13 = BUS/252 |

| | |
|-----------------|------------------------------------------------------------------------------------------------------------------------------------------------------------------------------------------------------------------------------------------------------------------------------------------------------------------------------------------------------------------------------------------------|
| EndMonthRule | (Optional) End-of-month rule. A vector. This rule applies only when <code>Maturity</code> is an end-of-month date for a month having 30 or fewer days. 0 = ignore rule, meaning that a bond's coupon payment date is always the same numerical day of the month. 1 = set rule on (default), meaning that a bond's coupon payment date is always the last actual day of the month. |
| IssueDate | (Optional) Date when an instrument was issued. |
| FirstCouponDate | (Optional) Date when a bond makes its first coupon payment. When <code>FirstCouponDate</code> and <code>LastCouponDate</code> are both specified, <code>FirstCouponDate</code> takes precedence in determining the coupon payment structure. |
| LastCouponDate | (Optional) Last coupon date of a bond before the maturity date. In the absence of a specified <code>FirstCouponDate</code> , a specified <code>LastCouponDate</code> determines the coupon structure of the bond. The coupon structure of a bond is truncated at the <code>LastCouponDate</code> regardless of where it falls and will be followed only by the bond's maturity cash flow date. |
| Face | (Optional) Face or par value. Default = 100. |

Note When using `Instrument` parameter/value pairs, you can specify simple interest for a bond by specifying the `InstrumentPeriod` value as 0. If `InstrumentBasis` and `InstrumentPeriod` are not specified for a bond, the following default values are used: `Basis` is 0 (act/act) and `Period` is 2.

Description

`CurveObj = IRFunctionCurve.fitSvensson(Type, Settle, Instruments, 'Parameter1', Value1, 'Parameter2', Value2, ...)` fits the Svensson function to bond market data. You must enter the optional arguments for `Basis`, `Compounding`, and `IRFitOptionsObj` as parameter/value pairs.

Examples

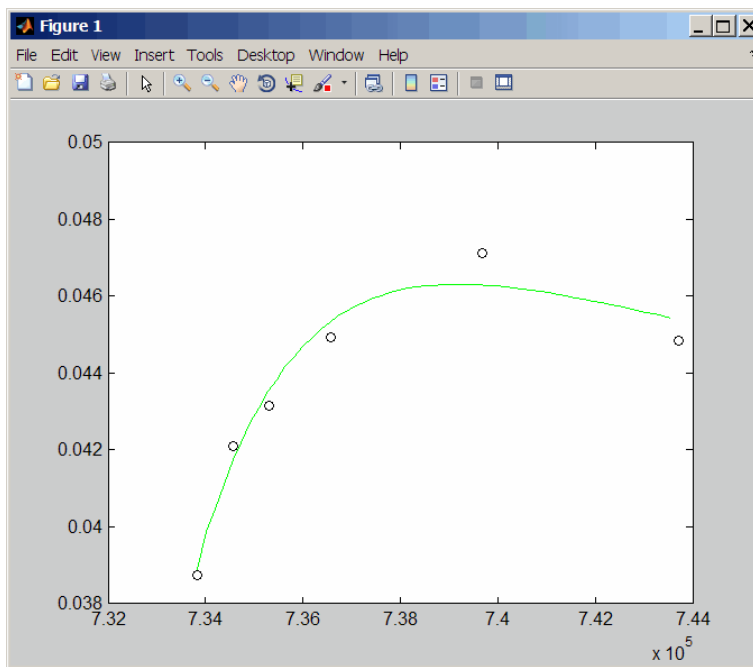
```
Settle = repmat(datenum('30-Apr-2008'),[6 1]);
Maturity = [datenum('07-Mar-2009');datenum('07-Mar-2011');...
datenum('07-Mar-2013');datenum('07-Sep-2016');...
datenum('07-Mar-2025');datenum('07-Mar-2036')];

CleanPrice = [100.1;100.1;100.8;96.6;103.3;96.3];
CouponRate = [0.0400;0.0425;0.0450;0.0400;0.0500;0.0425];
Instruments = [Settle Maturity CleanPrice CouponRate];
PlottingPoints = datenum('07-Mar-2009'):180:datenum('07-Mar-2036');
Yield = bndyield(CleanPrice,CouponRate,Settle,Maturity);

SvenssonModel = IRFunctionCurve.fitSvensson('Zero',datenum('30-Apr-2008'),Instruments);
```

To create a plot:

```
plot(PlottingPoints,SvenssonModel.getParYields(PlottingPoints),'g')
hold on
scatter(Maturity,Yield,'black')
```


**See Also**

“@IRFitOptions” on page A-10, “@IRFunctionCurve” on page A-12

getDiscountFactors

Purpose Get discount factors for input dates for IRDataCurve

Class @IRDataCurve

Syntax F = getDiscountFactors(CurveObj, InpDates)

Arguments

| | |
|----------|------------------------------------------------------------------------------------------------|
| CurveObj | Interest-rate curve object that is constructed using IRDataCurve. |
| InpDates | Vector of input dates using MATLAB date format. The input dates must be after the settle date. |

Description F = getdiscountfactors(CurveObj, InpDates) returns discount factors for the input dates.

Examples

```
Data = [2.09 2.47 2.71 3.12 3.43 3.85 4.57 4.58]/100;
Dates = daysadd(today,[360 2*360 3*360 5*360 7*360 10*360 20*360 30*360],1);
irdc = IRDataCurve('Zero',today,Dates,Data);
irdc.getDiscountFactors(today+30:30:today+720)
ans =

    0.9986
    0.9971
    0.9956
    0.9940
    0.9924
    0.9907
    0.9890
    0.9873
    0.9855
    0.9836
    0.9817
    0.9798
    0.9778
    0.9757
```

0.9736
0.9715
0.9693
0.9671
0.9649
0.9626
0.9602
0.9578
0.9554
0.9529

See Also “@IRDataCurve” on page A-7

getDiscountFactors

Purpose Get discount factors for input dates for IRFunctionCurve

Class @IRFunctionCurve

Syntax F = getDiscountFactors(CurveObj, InpDates)

Arguments

| | |
|----------|------------------------------------------------------------------------------------------------|
| CurveObj | Interest-rate curve object that is constructed using the IRFunctionCurve. |
| InpDates | Vector of input dates using MATLAB date format. The input dates must be after the settle date. |

Description F = getdiscountfactors(CurveObj, InpDates) returns discount factors for the input dates.

Examples

```
irfc = IRFunctionCurve('Forward',today,@(t) polyval([-0.0001 0.003 0.02],t));
irfc.getDiscountFactors(today+30:30:today+720)
ans =

    0.9984
    0.9967
    0.9950
    0.9933
    0.9916
    0.9899
    0.9881
    0.9864
    0.9846
    0.9828
    0.9810
    0.9792
    0.9773
    0.9755
    0.9736
    0.9717
```

0.9698
0.9679
0.9660
0.9641
0.9621
0.9602
0.9582
0.9562

See Also “@IRFunctionCurve” on page A-12

getForwardRates

| | |
|------------------|---------------------------------------------------------------------------------------------------------------------------------------------------------------------------------------------------------------------------------------------------------------------------------------------------------------------------------------------------------------------------------------------------------------|
| Purpose | Get forward rates for input dates for IRDataCurve |
| Class | @IRDataCurve |
| Syntax | <pre>F = getforwardrates(CurveObj, InpDates) F = getforwardrates(CurveObj, InpDates, 'Parameter1', Value1, 'Parameter2', Value2, ...)</pre> |
| Arguments | |
| CurveObj | Interest-rate curve object that is constructed using IRDataCurve. |
| InpDates | Vector of input dates using MATLAB date format. The input dates must be after the settle date. |
| Compounding | (Optional) Scalar that sets the compounding frequency per year for forward rates are: <ul style="list-style-type: none">• -1 = Continuous compounding• 1 = Annual compounding• 2 = Semiannual compounding (default)• 3 = Compounding three times per year• 4 = Quarterly compounding• 6 = Bimonthly compounding• 12 = Monthly compounding |
| Basis | (Optional) Day-count basis values for the forward rates: <ul style="list-style-type: none">• 0 = actual/actual (default)• 1 = 30/360 (SIA)• 2 = actual/360• 3 = actual/365 |

- 4 = 30/360 (BMA)
- 5 = 30/360 (ISDA)
- 6 = 30/360 (European)
- 7 = actual/365 (Japanese)
- 8 = actual/actual (ICMA)
- 9 = actual/360 (ICMA)
- 10 = actual/365 (ICMA)
- 11 = 30/360E (ICMA)
- 12 = actual/actual (ISDA)
- 13 = BUS/252

Description

`F = getforwardrates(CurveObj, InpDates, 'Parameter1', Value1, 'Parameter2', Value2, ...)` returns forward rates for the input dates. You must enter the optional arguments for **Basis** and **Compounding** as parameter/value pairs.

Examples

```
Data = [2.09 2.47 2.71 3.12 3.43 3.85 4.57 4.58]/100;
Dates = daysadd(today,[360 2*360 3*360 5*360 7*360 10*360 20*360 30*360],1);
irdc = IRDataCurve('Zero',today,Dates,Data);
irdc.getForwardRates(today+30:30:today+720)
ans =

    0.0174
    0.0180
    0.0187
    0.0193
    0.0199
    0.0205
    0.0212
    0.0218
    0.0224
```

getForwardRates

0.0230
0.0237
0.0243
0.0249
0.0255
0.0262
0.0268
0.0274
0.0280
0.0287
0.0293
0.0299
0.0305
0.0312
0.0318

See Also “@IRDataCurve” on page A-7

| | |
|------------------|-------------------------------------------------------------------------------------------------------------------------------------------------------------------------------------------------------------------------------------------------------------------------------------------------------------------------------------------------------------------------------------------------------------------|
| Purpose | Get forward rates for input dates for IRFunctionCurve |
| Class | @IRFunctionCurve |
| Syntax | <pre>F = getforwardrates(CurveObj, InpDates) F = getforwardrates(CurveObj, InpDates, 'Parameter1', Value1, 'Parameter2', Value2, ...)</pre> |
| Arguments | |
| CurveObj | Interest-rate curve object that is constructed using IRFunctionCurve. |
| InpDates | Vector of input dates using MATLAB date format. The input dates must be after the settle date. |
| Compounding | (Optional) Scalar that sets the compounding frequency per year for the forward rates are: <ul style="list-style-type: none">• -1 = Continuous compounding• 1 = Annual compounding• 2 = Semiannual compounding (default)• 3 = Compounding three times per year• 4 = Quarterly compounding• 6 = Bimonthly compounding• 12 = Monthly compounding |
| Basis | (Optional) Day-count basis for the forward rates: <ul style="list-style-type: none">• 0 = actual/actual (default)• 1 = 30/360 (SIA)• 2 = actual/360• 3 = actual/365• 4 = 30/360 (BMA) |

getForwardRates

- 5 = 30/360 (ISDA)
- 6 = 30/360 (European)
- 7 = actual/365 (Japanese)
- 8 = actual/actual (ICMA)
- 9 = actual/360 (ICMA)
- 10 = actual/365 (ICMA)
- 11 = 30/360E (ICMA)
- 12 = actual/actual (ISDA)
- 13 = BUS/252

Description

F = getforwardrates(CurveObj, InpDates, 'Parameter1', Value1, 'Parameter2', Value2, ...) returns forward rates for the input dates. You must enter the optional arguments for Basis and Compounding as parameter/value pairs.

Examples

```
irfc = IRFunctionCurve('Forward',today,@(t) polyval([-0.0001 0.003 0.02],t));
irfc.getForwardRates(today+30:30:today+720)
ans =

    0.0202
    0.0205
    0.0207
    0.0210
    0.0212
    0.0215
    0.0217
    0.0219
    0.0222
    0.0224
    0.0226
    0.0229
    0.0231
```

0.0233
0.0235
0.0238
0.0240
0.0242
0.0244
0.0247
0.0249
0.0251
0.0253
0.0255

See Also “@IRFunctionCurve” on page A-12

getParYields

Purpose Get par yields for input dates for IRDataCurve

Class @IRDataCurve

Syntax
F = getparYields(CurveObj, InpDates)
F = getparYields(CurveObj, InpDates, 'Parameter1',
Value1, 'Parameter2', Value2, ...)

Arguments

| | |
|-------------|---------------------------------------------------------------------------------------------------------------------------------------------------------------------------------------------------------------------------------------------------------------------------------------------------------------------------------------------------------------------------------------------------------------------|
| CurveObj | Interest-rate curve object that is constructed using IRDataCurve. |
| InpDates | Vector of input dates using MATLAB date format. The input dates must be after the settle date. |
| Compounding | (Optional) Scalar that sets the compounding frequency per year for the par yield rates are: <ul style="list-style-type: none">• -1 = Continuous compounding• 1 = Annual compounding• 2 = Semiannual compounding (default)• 3 = Compounding three times per year• 4 = Quarterly compounding• 6 = Bimonthly compounding• 12 = Monthly compounding |
| Basis | (Optional) Day-count basis values for the par yield rates: <ul style="list-style-type: none">• 0 = actual/actual (default)• 1 = 30/360 (SIA)• 2 = actual/360• 3 = actual/365 |

- 4 = 30/360 (BMA)
- 5 = 30/360 (ISDA)
- 6 = 30/360 (European)
- 7 = actual/365 (Japanese)
- 8 = actual/actual (ICMA)
- 9 = actual/360 (ICMA)
- 10 = actual/365 (ICMA)
- 11 = 30/360E (ICMA)
- 12 = actual/actual (ISDA)
- 13 = BUS/252

Description

`F = getparyields(CurveObj, InpDates, 'Parameter1', Value1, 'Parameter2', Value2, ...)` returns par yields for the input dates. You must enter the optional arguments for **Basis** and **Compounding** as parameter/value pairs.

Examples

```
Data = [2.09 2.47 2.71 3.12 3.43 3.85 4.57 4.58]/100;
Dates = daysadd(today,[360 2*360 3*360 5*360 7*360 10*360 20*360 30*360],1);
irdc = IRDataCurve('Zero',today,Dates,Data);
irdc.getParYields(today+30:30:today+720)ans =
```

```
0.0174
0.0179
0.0181
0.0185
0.0187
0.0191
0.0194
0.0195
0.0199
0.0202
```

getParYields

0.0205
0.0208
0.0212
0.0215
0.0218
0.0221
0.0224
0.0228
0.0231
0.0233
0.0236
0.0239
0.0242
0.0245

See Also “@IRDataCurve” on page A-7

| | |
|------------------|-----------------------------------------------------------------------------------------------------------------------------------------------------------------------------------------------------------------------------------------------------------------------------------------------------------------------------------------------------------------------------------------------------------------|
| Purpose | Get par yields for input dates for IRFunctionCurve |
| Class | @IRFunctionCurve |
| Syntax | <pre>F = getparyields(CurveObj, InpDates) F = getparyields(CurveObj, InpDates, 'Parameter1', Value1, 'Parameter2', Value2, ...)</pre> |
| Arguments | |
| CurveObj | Interest-rate curve object that is constructed using IRFunctionCurve. |
| InpDates | Vector of input dates using MATLAB date format. The input dates must be after the settle date. |
| Compounding | (Optional) Scalar that sets the compounding frequency per year for par yield rates are: <ul style="list-style-type: none">• -1 = Continuous compounding• 1 = Annual compounding• 2 = Semiannual compounding (default)• 3 = Compounding three times per year• 4 = Quarterly compounding• 6 = Bimonthly compounding• 12 = Monthly compounding |
| Basis | (Optional) Day-count basis values for par yield rates: <ul style="list-style-type: none">• 0 = actual/actual (default)• 1 = 30/360 (SIA)• 2 = actual/360• 3 = actual/365 |

getParYields

- 4 = 30/360 (BMA)
- 5 = 30/360 (ISDA)
- 6 = 30/360 (European)
- 7 = actual/365 (Japanese)
- 8 = actual/actual (ICMA)
- 9 = actual/360 (ICMA)
- 10 = actual/365 (ICMA)
- 11 = 30/360E (ICMA)
- 12 = actual/actual (ISDA)
- 13 = BUS/252

Description

`F = getparYields(CurveObj, InpDates, 'Parameter1', Value1, 'Parameter2', Value2, ...)` returns par yields for the input dates. You must enter the optional arguments for **Basis** and **Compounding** as parameter/value pairs.

Examples

```
irfc = IRFunctionCurve('Forward',today,@(t) polyval([-0.0001 0.003 0.02],t));
irfc.getParYields(today+30:30:today+720)
ans =

    0.0202
    0.0205
    0.0205
    0.0207
    0.0207
    0.0209
    0.0210
    0.0209
    0.0211
    0.0212
    0.0213
```


0.0214
0.0216
0.0217
0.0218
0.0220
0.0220
0.0222
0.0223
0.0223
0.0225
0.0226
0.0227
0.0228

See Also “@IRFunctionCurve” on page A-12

getZeroRates

Purpose Get zero rates for input dates for IRDataCurve

Class @IRDataCurve

Syntax F = getzerorates(CurveObj, InpDates)
F = getzerorates(CurveObj, InpDates, 'Parameter1',
Value1, 'Parameter2', Value2, ...)

Arguments

| | |
|-------------|------------------------------------------------------------------------------------------------------------------------------------------------------------------------------------------------------------------------------------------------------------------------------------------------------------------------------------------------------------------------------------------------------------|
| CurveObj | Interest-rate curve object that is constructed using IRDataCurve. |
| InpDates | Vector of input dates using MATLAB date format. The input dates must be after the settle date. |
| Compounding | (Optional) Scalar that sets the compounding frequency per year for zero rates are: <ul style="list-style-type: none">• -1 = Continuous compounding• 1 = Annual compounding• 2 = Semiannual compounding (default)• 3 = Compounding three times per year• 4 = Quarterly compounding• 6 = Bimonthly compounding• 12 = Monthly compounding |
| Basis | (Optional) Day-count basis values for zero rates: <ul style="list-style-type: none">• 0 = actual/actual (default)• 1 = 30/360 (SIA)• 2 = actual/360• 3 = actual/365• 4 = 30/360 (BMA) |

- 5 = 30/360 (ISDA)
- 6 = 30/360 (European)
- 7 = actual/365 (Japanese)
- 8 = actual/actual (ICMA)
- 9 = actual/360 (ICMA)
- 10 = actual/365 (ICMA)
- 11 = 30/360E (ICMA)
- 12 = actual/actual (ISDA)
- 13 = BUS/252

Description

`F = getzerorates(CurveObj, InpDates, 'Parameter1', Value1, 'Parameter2', Value2, ...)` returns zero rates for the input dates. You must enter the optional arguments for Basis and Compounding as parameter/value pairs.

Examples

```
Data = [2.09 2.47 2.71 3.12 3.43 3.85 4.57 4.58]/100;
Dates = daysadd(today,[360 2*360 3*360 5*360 7*360 10*360 20*360 30*360],1);
irdc = IRDataCurve('Zero',today,Dates,Data);
irdc.getZeroRates(today+30:30:today+720)
ans =

    0.0174
    0.0177
    0.0180
    0.0183
    0.0187
    0.0190
    0.0193
    0.0196
    0.0199
    0.0202
    0.0205
```

getZeroRates

0.0208
0.0212
0.0215
0.0218
0.0221
0.0224
0.0227
0.0230
0.0233
0.0237
0.0240
0.0243
0.0246

See Also “@IRDataCurve” on page A-7

Purpose Get zero rates for input dates for IRFunctionCurve

Class @IRFunctionCurve

Syntax
F = getzerorates(CurveObj, InpDates)
F = getzerorates(CurveObj, InpDates, 'Parameter1',
Value1, 'Parameter2', Value2, ...)

Arguments

| | |
|-------------|------------------------------------------------------------------------------------------------------------------------------------------------------------------------------------------------------------------------------------------------------------------------------------------------------------------------------------------------------------------------------------------------------------|
| CurveObj | Interest-rate curve object that is constructed using IRFunctionCurve. |
| InpDates | Vector of input dates using MATLAB date format. The input dates must be after the settle date. |
| Compounding | (Optional) Scalar that sets the compounding frequency per year for zero rates are: <ul style="list-style-type: none">• -1 = Continuous compounding• 1 = Annual compounding• 2 = Semiannual compounding (default)• 3 = Compounding three times per year• 4 = Quarterly compounding• 6 = Bimonthly compounding• 12 = Monthly compounding |
| Basis | (Optional) Day-count basis value for zero rates: <ul style="list-style-type: none">• 0 = actual/actual (default)• 1 = 30/360 (SIA)• 2 = actual/360• 3 = actual/365 |

getZeroRates

- 4 = 30/360 (BMA)
- 5 = 30/360 (ISDA)
- 6 = 30/360 (European)
- 7 = actual/365 (Japanese)
- 8 = actual/actual (ICMA)
- 9 = actual/360 (ICMA)
- 10 = actual/365 (ICMA)
- 11 = 30/360E (ICMA)
- 12 = actual/actual (ISDA)
- 13 = BUS/252

Description

`F = getzerorates(CurveObj, InpDates, 'Parameter1', Value1, 'Parameter2', Value2, ...)` returns zero rates for the input dates. You must enter the optional arguments for **Basis** and **Compounding** as parameter/value pairs.

Examples

```
irfc = IRFunctionCurve('Forward',today,@(t) polyval([-0.0001 0.003 0.02],t));
irfc.getZeroRates(today+30:30:today+720)
ans =

    0.0202
    0.0204
    0.0205
    0.0206
    0.0207
    0.0209
    0.0210
    0.0211
    0.0212
    0.0213
    0.0214
```

0.0216
0.0217
0.0218
0.0219
0.0220
0.0221
0.0223
0.0224
0.0225
0.0226
0.0227
0.0228
0.0229

See Also “@IRFunctionCurve” on page A-12

IRBootstrapOptions

Purpose Construct specific options for bootstrapping interest-rate curve object

Class @IRBootstrapOptions

Syntax `mybootoptions = IRBootstrapOptions('Param1', Value1)`

Arguments ConvexityAdjustment (Optional) Controls the convexity adjustment to interest-rate futures. This can be specified as a function handle that takes one numeric input (time-to-maturity) and returns one numeric output, ConvexityAdjustment. For more information on defining a function handle, see the MATLAB Programming Fundamentals documentation.

Alternatively, you can define ConvexityAdjustment as an N-by-1 vector of values, where N is the number of interest-rate futures.

In either case, the ConvexityAdjustment is subtracted from the futures rate.

Description `mybootoptions = IRBootstrapOptions('Param1', Value1)` constructs an IRBootstrapOptionsObj structure. The IRBootstrapOptionsObj is used with the bootstrap method.

Examples `mybootoptions = IRBootstrapOptions('ConvexityAdjustment', repmat(.005,10,1))`

See Also “@IRDataCurve” on page A-7

| | |
|------------------|--------------------------------------------------------------------------------------------------------------------------------------------------------------------------------------------------------------------------------------------------------------------------------------------------------------------------------------------------------------------------------------------------------------------|
| Purpose | Construct interest-rate curve object from dates and data |
| Class | @IRDataCurve |
| Syntax | <pre>CurveObj = IRDataCurve(Type, Settle) CurveObj = IRDataCurve(Type, Settle, Dates, Data, 'Parameter1', Value1, 'Parameter2', Value2, ...)</pre> |
| Arguments | |
| Type | Type of interest-rate curve. Acceptable values are forward, zero, or discount. |
| Settle | Scalar or column vector of settlement dates. |
| Dates | (Optional) Dates corresponding to rate data. |
| Data | (Optional) Interest-rate data for the curve object. |
| Compounding | (Optional) Scalar that sets the compounding frequency per year for the IRDataCurve object: <ul style="list-style-type: none">• -1 = Continuous compounding• 1 = Annual compounding• 2 = Semiannual compounding (default)• 3 = Compounding three times per year• 4 = Quarterly compounding• 6 = Bimonthly compounding• 12 = Monthly compounding |

Basis (Optional) Day-count basis of the interest-rate curve. A vector of integers.

- 0 = actual/actual (default)
- 1 = 30/360 (SIA)
- 2 = actual/360
- 3 = actual/365
- 4 = 30/360 (BMA)
- 5 = 30/360 (ISDA)
- 6 = 30/360 (European)
- 7 = actual/365 (Japanese)
- 8 = actual/actual (ICMA)
- 9 = actual/360 (ICMA)
- 10 = actual/365 (ICMA)
- 11 = 30/360E (ICMA)
- 12 = actual/actual (ISDA)
- 13 = BUS/252

InterpMethod (Optional) Values are:

- 'linear' — Linear interpolation (default).
- 'constant' — Piecewise constant interpolation.
- 'pchip' — Piecewise cubic Hermite interpolation.
- 'spline' — Cubic spline interpolation.

Description

CurveObj = IRDataCurve(Type, Settle, Dates, Data, 'Parameter1', Value1, 'Parameter2', Value2, ...) constructs an interest-rate curve with the optionally specified Dates and Data. You must enter the optional arguments for Basis, Compounding, and InterpMethod as parameter/value pairs.

Alternatively, an IRDataCurve object can be bootstrapped from market data using the bootstrap method.

After an IRDataCurve curve object is constructed, you can use the following methods to determine the forward rates, zero rates, and discount factors. In addition, you can use the toRateSpec method to convert the interest-rate curve object to a RateSpec structure.

| Method | Description |
|--------------------|-------------------------------------------------------------------------------|
| getForwardRates | Returns forward rates for input dates. |
| getZeroRates | Returns zero rates for input dates. |
| getDiscountFactors | Returns discount factors for input dates. |
| getParYields | Returns par yields for input dates. |
| toRateSpec | Converts to be a RateSpec object; this structure is identical to the RateSpec |
| bootstrap | Bootstraps an interest rate curve from market data. |

Examples

```
Data = [2.09 2.47 2.71 3.12 3.43 3.85 4.57 4.58]/100;
Dates = daysadd(today,[360 2*360 3*360 5*360 7*360 10*360 20*360 30*360],1);
irdc = IRDataCurve('Zero',today,Dates,Data)
```

```
irdc =
```

```
Properties:
```

IRDataCurve

```
Dates: [8x1 double]
Data: [8x1 double]
InterpMethod: 'linear'
Type: 'Zero'
Settle: 733599
Compounding: 2
Basis: 0
```

See Also “@IRCurve” on page A-4

| | |
|----------------|----------------------------------------------------------------------------------------------------------------------|
| Purpose | Construct specific options for fitting interest-rate curve object |
| Class | @IRFitOptions |
| Syntax | <pre>myfitoptions = IRFitOptions(InitialGuess) myfitoptions = IRFitOptions(InitialGuess, 'Parameter1', Value1)</pre> |

| | | |
|------------------|---------------------|-------------------------------------------------------------------------------------------------------------------------------------------------------------------------------------------|
| Arguments | InitialGuess | Initial guess for the parameters of the curve function. Vector of values for the starting point of the optimization. |
| | FitType | (Optional) Price, Yield, or DurationWeightedPrice determines which is minimized in the curve fitting process. The default is DurationWeightedPrice. |
| | UpperBound | (Optional) Lower bound for the parameters of the curve function. |
| | LowerBound | (Optional) Upper bound for the parameters of the curve function. |
| | OptOptions | (Optional) Optimization structure based on the output from the Optimization Toolbox function <code>optimset</code> . This optimization structure is evaluated by <code>lsqnonlin</code> . |

Description `myfitoptions = IRFitOptions('Param1', Value1)` constructs the `IRFitOptions` structure with an initial guess or with an initial guess and bounds. You must enter the optional arguments for `FitType`, `UpperBound`, `LowerBound`, and `OptOptions` as parameter/value pairs.

Note `IRFitOptions` constructor must be used with `fitFunction` method when building a custom fitting function.

IRFitOptions

Examples

```
myfitoptions = IRFitOptions([7 2 1 0], 'FitType', 'yield')
```

```
myfitoptions =
```

```
Properties:
```

```
    FitType: 'yield'
```

```
InitialGuess: [7 2 1 0]
```

```
    UpperBound: []
```

```
    LowerBound: []
```

```
    OptOptions: []
```

See Also

“@IRFunctionCurve” on page A-12

Purpose Construct interest-rate curve object from function handle or function by fitting to market data using object methods

Class @IRFunctionCurve

Syntax
CurveObj = IRFunctionCurve(Type, Settle, FunctionHandle)
CurveObj = IRFunctionCurve(Type, Settle, FunctionHandle, 'Parameter1', Value1, 'Parameter2', Value2, ...)

Arguments

| | |
|----------------|------------------------------------------------------------------------------------------------------------------------------------------------------------------------------------------------------------------------------------------------------------------------------------------------------------------------------------------------------------------------------------------------------------------------|
| Type | Type of interest-rate curve: zero, forward, or discount. |
| Settle | Scalar or column vector of settlement dates. |
| FunctionHandle | Function handle that defines the interest-rate curve. The function handle requires one numeric input (time-to-maturity) and returns one numeric output (interest rate or discount factor). For more information on defining a function handle, see the MATLAB Programming Fundamentals documentation. |
| Compounding | (Optional) Scalar that sets the compounding frequency per year for the IRFunctionCurve object: <ul style="list-style-type: none">• -1 = Continuous compounding• 1 = Annual compounding• 2 = Semiannual compounding (default)• 3 = Compounding three times per year• 4 = Quarterly compounding• 6 = Bimonthly compounding• 12 = Monthly compounding |

IRFunctionCurve

| | |
|--------------|--------------------------------------------------------------------------------------------------------------------------------------------------------------------------------------------------------------------------------------------------------------------------------------------------------------------------------------------------------------------------------------------------------------------------------------------------------------------------------------------------------------------------------------------------|
| Basis | (Optional) Day-count basis of the bond. A vector of integers. <ul style="list-style-type: none">• 0 = actual/actual (default)• 1 = 30/360 (SIA)• 2 = actual/360• 3 = actual/365• 4 = 30/360 (BMA)• 5 = 30/360 (ISDA)• 6 = 30/360 (European)• 7 = actual/365 (Japanese)• 8 = actual/actual (ICMA)• 9 = actual/360 (ICMA)• 10 = actual/365 (ICMA)• 11 = 30/360E (ICMA)• 12 = actual/actual (ISDA)• 13 = BUS/252 |
|--------------|--------------------------------------------------------------------------------------------------------------------------------------------------------------------------------------------------------------------------------------------------------------------------------------------------------------------------------------------------------------------------------------------------------------------------------------------------------------------------------------------------------------------------------------------------|

Description

`CurveObj = IRFunctionCurve(Type, Settle, FunctionHandle, 'Parameter1', Value1, 'Parameter2', Value2, ...)` constructs an interest-rate curve object directly by specifying a function handle. You must enter the optional arguments for **Basis** and **Compounding** as parameter/value pairs.

After you use the `IRFunctionCurve` constructor to create an `IRFunctionCurve` object, you can fit the bond using the following methods.

| Method | Description |
|--------------------|-------------------------------------------------------------------------------------------------------------------------------------------------------------------------------|
| getForwardRates | Returns forward rates for input dates. |
| getZeroRates | Returns zero rates for input dates. |
| getDiscountFactors | Returns discount factors for input dates. |
| getParYields | Returns par yields for input dates. |
| toRateSpec | Converts to be a RateSpec object. This RateSpec structure is identical to the RateSpec produced by the Financial Derivatives Toolbox function <code>intenvset</code> . |

Alternatively, you can construct an `IRFunctionCurve` object using the following static methods.

| Static Method | Description |
|---------------------------------|--------------------------------------------------|
| <code>fitNelsonSiegel</code> | Fits a Nelson-Siegel function to market data. |
| <code>fitSvensson</code> | Fits a Svensson function to market data. |
| <code>fitSmoothingSpline</code> | Fits a smoothing spline function to market data. |
| <code>fitFunction</code> | Fits a custom function to market data. |

Examples

```
irfc = IRFunctionCurve('Forward',today,@(t) polyval([-0.0001 0.003 0.02],t))
```

```
irfc =
```

```
Properties:
```

```
FunctionHandle: @(t)polyval([-0.0001,0.003,0.02],t)
```

```
Type: 'Forward'
```

IRFunctionCurve

Settle: 733599
Compounding: 2
Basis: 0

See Also “@IRCurve” on page A-4

Purpose Duration of LIBOR-based interest-rate swap

Syntax `[PayFixDuration GetFixDuration] = liborduration(SwapFixRate, Tenor, Settle)`

Arguments

| | |
|--------------------------|------------------------------------------------------------------------------------------------------|
| <code>SwapFixRate</code> | Scalar or column vector of swap fixed rates in decimal. |
| <code>Tenor</code> | Scalar or column vector indicating life of the swap in years. Fractional numbers are rounded upward. |
| <code>Settle</code> | Scalar or column vector of settlement dates. |

Description `[PayFixDuration GetFixDuration] = liborduration(SwapFixRate, Tenor, Settle)` computes the duration of LIBOR-based interest-rate swaps.

`PayFixDuration` is the modified duration, in years, realized when entering pay-fix side of the swap.

`GetFixDuration` is the modified duration, in years, realized when entering receive-fix side of the swap.

Examples Given the data

```
SwapFixRate = 0.0383;  
Tenor = 7;  
Settle = datenum('11-Oct-2002');
```

compute the swap durations.

```
[PayFixDuration GetFixDuration] = liborduration(SwapFixRate,...  
Tenor, Settle)
```

```
PayFixDuration =
```

liborduration

-4.7567

GetFixDuration =

4.7567

See Also

liborfloat2fixed, liborprice

Purpose

Compute par fixed-rate of swap given 3-month LIBOR data

Syntax

```
[FixedSpec, ForwardDates, ForwardRates] =  
liborfloat2fixed(ThreeMonthRates, Settle, Tenor, StartDate,  
Interpolation, ConvexAdj, RateParam, InArrears, Sigma,  
FixedCompound, FixedBasis)
```

Arguments

| | |
|-----------------|--------------------------------------------------------------------------------------------------------------------------------------------------------------------------------------------------------------------------------------------------------------------------------------------------------------------------------------------------------------|
| ThreeMonthRates | Three-month Eurodollar futures data or forward rate agreement data. (A forward rate agreement stipulates that a certain interest rate applies to a certain principal amount for a given future time period.) An n-by-3 matrix in the form of [month year IMMQuote]. The floating rate is assumed to compound quarterly and to accrue on an actual/360 basis. |
| Settle | Settlement date of the swap. Scalar. |
| Tenor | Life of the swap. Scalar. |
| StartDate | (Optional) Scalar value to denote reference date for valuation of (forward) swap. This in effect allows forward swap valuation. Default = Settle. |
| Interpolation | (Optional) Interpolation method to determine applicable forward rate for months when no Eurodollar data is available. Default is 'linear' or 1. Other possible values are 'Nearest' or 0, and 'Cubic' or 2. |
| ConvexAdj | (Optional) Default = 0 (off). 1 = on. Denotes whether futures/forward convexity adjustment is required. Pertains to forward rate adjustments when those rates are taken from Eurodollar futures data. |

liborfloat2fixed

| | |
|---------------|--------------------------------------------------------------------------------------------------------------------------------------------------------------------------------------------------------------------------------------------------------------------------------------------------------------------------------------|
| RateParam | (Optional) Short-rate model's parameters (Hull-White) [a S], where the short-rate process is: $dr = [\theta(t) - ar]dt + Sdz.$ Default = [0.05 0.015]. |
| InArrears | (Optional) Default = 0 (off). Set to 1 for on. If on, the routine does an automatic a convexity adjustment to forward rates. |
| Sigma | (Optional) Overall annual volatility of caplets. |
| FixedCompound | (Optional) Scalar value. Compounding or frequency of payment on the fixed side. Also, the reset frequency. Default = 4 (quarterly). Other values are 1, 2, and 12. |
| FixedBasis | (Optional). Scalar value. Basis of the fixed side. <ul style="list-style-type: none">• 0 = actual/actual• 1 = 30/360 (SIA, default)• 2 = actual/360• 3 = actual/365• 4 = 30/360 (PSA)• 5 = 30/360 (ISDA)• 6 = 30/360 (European)• 7 = act/365 (Japanese) |

Description

[FixedSpec, ForwardDates, ForwardRates] = liborfloat2fixed(ThreeMonthRates, Settle, Tenor, StartDate, Interpolation, ConvexAdj, RateParam, InArrears, Sigma, FixedCompound, FixedBasis) computes forward rates, dates, and the swap fixed rate.

FixedSpec specifies the structure of the fixed-rate side of the swap:

- Coupon: Par-swap rate
- Settle: Start date
- Maturity: End date
- Period: Frequency of payment
- Basis: Accrual basis

`ForwardDates` are dates corresponding to `ForwardRates` (all third Wednesdays of the month, spread 3 months apart). The first element is the third Wednesday immediately after `Settle`.

`ForwardRates` are forward rates corresponding to the forward dates, quarterly compounded, and on the actual/360 basis.

Note To preserve input integrity, `Tenor` is rounded upward to the closest integer. Currently traded tenors are 2, 5, and 10 years.

The function assumes that floating-rate observations occur quarterly on the third Wednesday of a delivery month. The first delivery month is the month of the first third Wednesday after `Settle`. Floating-side payments occur on the third-month anniversaries of observation dates.

Examples

Use the supplied `EDdata.xls` file as input to a `liborfloat2fixed` computation.

```
[EDFutData, textdata] = xlsread('EDdata.xls');
Settle                 = datenum('15-Oct-2002');
Tenor                  = 2;

[FixedSpec, ForwardDates, ForwardRates] = ...
liborfloat2fixed(EDFutData(:,1:3), Settle, Tenor)

FixedSpec =
```

liborfloat2fixed

Coupon: 0.0222
Settle: '16-Oct-2002'
Maturity: '16-Oct-2004'
Period: 4
Basis: 1

ForwardDates =

731505
731596
731687
731778
731869
731967
732058
732149

ForwardRates =

0.0177
0.0166
0.0170
0.0188
0.0214
0.0248
0.0279
0.0305

See Also liborduration, liborprice

Purpose

Price swap given swap rate

Syntax

```
Price = liborprice(ThreeMonthRates, Settle, Tenor,
SwapRate, StartDate, Interpolation, ConvexAdj, RateParam,
InArrears, Sigma, FixedCompound, FixedBasis)
```

Arguments

| | |
|-----------------|--------------------------------------------------------------------------------------------------------------------------------------------------------------------------------------------------------------------------------------------------------------------------------------------------------------------------------------------------------------|
| ThreeMonthRates | Three-month Eurodollar futures data or forward rate agreement data. (A forward rate agreement stipulates that a certain interest rate applies to a certain principal amount for a given future time period.) An n-by-3 matrix in the form of [month year IMMQuote]. The floating rate is assumed to compound quarterly and to accrue on an actual/360 basis. |
| Settle | Settlement date of swap. Scalar. |
| Tenor | Life of the swap. Scalar. |
| SwapRate | Swap rate in decimal. |
| StartDate | (Optional) Scalar value to denote reference date for valuation of (forward) swap. This in effect allows forward swap valuation. Default = Settle. |
| Interpolation | (Optional) Interpolation method to determine applicable forward rate for months when no Eurodollar data is available. Default is 'linear' or 1. Other possible values are 'Nearest' or 0, and 'Cubic' or 2. |
| ConvexAdj | (Optional) Default = 0 (off). 1 = on. Denotes whether futures/forward convexity adjustment is required. Pertains to forward rate adjustments when those rates are taken from Eurodollar futures data. |

liborprice

| | |
|---------------|--------------------------------------------------------------------------------------------------------------------------------------------------------------------------------------------------------------------------------------------------------------------------------------------------------------------------------------|
| RateParam | (Optional) Short-rate model's parameters (Hull-White) [a S], where the short-rate process is: $dr = [\theta(t) - ar]dt + Sdz.$ Default = [0.05 0.015]. |
| InArrears | (Optional) Default = 0 (off). Set to 1 for on. If on, the routine does an automatic convexity adjustment to forward rates. |
| Sigma | (Optional) Overall annual volatility of caplets. |
| FixedCompound | (Optional) Scalar value. Compounding or frequency of payment on the fixed side. Also, the reset frequency. Default = 4 (quarterly). Other values are 1, 2, and 12. |
| FixedBasis | (Optional). Scalar value. Basis of the fixed side. <ul style="list-style-type: none">• 0 = actual/actual• 1 = 30/360 (SIA, default)• 2 = actual/360• 3 = actual/365• 4 = 30/360 (PSA)• 5 = 30/360 (ISDA)• 6 = 30/360 (European)• 7 = act/365 (Japanese) |

Description

Price = liborprice(ThreeMonthRates, Settle, Tenor, SwapRate, StartDate, Interpolation, ConvexAdj, RateParam, InArrears, Sigma, FixedCompound, FixedBasis) computes the price per \$100 notional value of a swap given the swap rate. A positive result indicates that fixed side is more valuable than the floating side.

Price is the present value of the difference between floating and fixed-rate sides of the swap per \$100 notional.

Examples

This example shows that a swap paying the par swap rate has a value of 0.

Load the input data.

```
[EDFutData, textdata] = xlsread('EDdata.xls');  
Settle = datenum('15-Oct-2002');  
Tenor = 2;
```

Compute the fixed rate from the Eurodollar data.

```
FixedSpec = liborfloat2fixed(EDFutData, Settle, Tenor);
```

Compute the price of a par swap.

```
Price = liborprice(EDFutData, Settle, Tenor, FixedSpec.Coupon)
```

```
Price =
```

```
4.1633e-015
```

MATLAB computes a value for Price that is effectively equal to 0.

See Also

liborduration, liborfloat2fixed

mbscfamounts

Purpose Cash flow and time mapping for mortgage pool

Syntax [CFlowAmounts, CFlowDates, TFactors, Factors] =
mbscfamounts(Settle, Maturity, IssueDate, GrossRate, CouponRate,
Delay, PrepaySpeed, PrepayMatrix)

Arguments

| | |
|--------------|----------------------------------------------------------------------------------------------------------------------------------------------------------------------------------------------------------------------------------------------------------------------------------|
| Settle | Settlement date. A serial date number or date string. Settle must be earlier than or equal to Maturity . |
| Maturity | Maturity date. A serial date number or date string. |
| IssueDate | Issue date. A serial date number or date string. |
| GrossRate | Gross coupon rate (including fees), in decimal. |
| CouponRate | Net coupon rate, in decimal. Default = GrossRate . |
| Delay | Delay in days. |
| PrepaySpeed | (Optional) Relation of the conditional payment rate (CPR) to the benchmark model. Default = 0. If you input a customized prepayment matrix, set PrepaySpeed to []. |
| PrepayMatrix | (Optional) Used only when PrepaySpeed is unspecified. Customized prepayment vector. A NaN-padded matrix of size $\max(\text{TermRemaining})$ -by-NMBS. Each column corresponds to each mortgage-backed security, and each row corresponds to each month after settlement. |

All inputs (except **PrepayMatrix**) are number of mortgage-backed securities (NMBS)-by-1 vectors.

Description

[CFlowAmounts, CFlowDates, TFactors, Factors] = mbscfamounts(Settle, Maturity, IssueDate, GrossRate, CouponRate, Delay, PrepaySpeed, PrepayMatrix) computes cash flows between settle and maturity dates, the corresponding time factors in months from settle, and the mortgage factor (the fraction of loan principal outstanding).

CFlowAmounts is a vector of cash flows starting from Settle through end of the last month (Maturity).

CFlowDates indicates when cash flows occur, including at Settle. A negative number at Settle indicates accrued interest is due.

TFactors is a vector of times in months from Settle, corresponding to each cash flow.

Factors is a vector of mortgage factors (the fraction of the balance still outstanding at the end of each month).

Examples

Example 1. Given a mortgage with the following characteristics, compute the cash flow amounts and dates, the time factors, and the mortgage factors.

```
Settle      = datenum('17-April-2002');
Maturity    = datenum('1-Jan-2030');
IssueDate   = datenum('1-Jan-2000');
GrossRate   = 0.08125;
CouponRate  = 0.075;
Delay       = 14;
PrepaySpeed = 100;
```

```
[CFlowAmounts, CFlowDates, TFactors, Factors] = ...
mbscfamounts(Settle, Maturity, IssueDate, GrossRate, ...
CouponRate, Delay, PrepaySpeed)
```

The result is contained in four 334-element row vectors.

mbscfamounts

Example 2. Given a portfolio of mortgage-backed securities, use `mbscfamounts` to compute the cash flows and other factors from the portfolio.

```
Settle    = datenum(['13-Jan-2000'; '17-Apr-2002'; '17-May-2002']);
Maturity  = datenum('1-Jan-2030');
IssueDate = datenum('1-Jan-2000');
GrossRate = 0.08125;
CouponRate = [0.075; 0.07875; 0.0775];
Delay     = 14;
PrepaySpeed = 100;

[CFlowAmounts, CFlowDates, TFactors, Factors] = ...
mbscfamounts(Settle, Maturity, IssueDate, GrossRate, ...
CouponRate, Delay, PrepaySpeed)
```

Each output is a 3-by-361 element matrix padded with NaNs wherever elements are missing.

References

[1] *PSA Uniform Practices*, SF-4

Purpose

Convexity of mortgage pool given price

Syntax

Convexity = mbsconvp(Price, Settle, Maturity, IssueDate, GrossRate, CouponRate, Delay, PrepaySpeed, PrepayMatrix)

Arguments

| | |
|--------------|----------------------------------------------------------------------------------------------------------------------------------------------------------------------------------------------------------------------------------------------------------------------------------|
| Price | Clean price for every \$100 face value. |
| Settle | Settlement date. A serial date number or date string. Settle must be earlier than or equal to Maturity . |
| Maturity | Maturity date. A serial date number or date string. |
| IssueDate | Issue date. A serial date number or date string. |
| GrossRate | Gross coupon rate (including fees), in decimal. |
| CouponRate | Net coupon rate, in decimal. Default = GrossRate . |
| Delay | Delay in days. |
| PrepaySpeed | (Optional) Relation of the conditional payment rate (CPR) to the benchmark model. Default = 0. Set PrepaySpeed to [] if you input a customized prepayment matrix. |
| PrepayMatrix | (Optional) Used only when PrepaySpeed is unspecified. Customized prepayment vector. A NaN-padded matrix of size $\max(\text{TermRemaining})$ -by-NMBS. Each column corresponds to each mortgage-backed security, and each row corresponds to each month after settlement. |

All inputs (except **PrepayMatrix**) are number of mortgage-backed securities (NMBS) by 1 vectors.

mbsconvp

Description

Convexity = mbsconvp(Price, Settle, Maturity, IssueDate, GrossRate, CouponRate, Delay, PrepaySpeed, PrepayMatrix) computes mortgage-backed security convexity, given time information, price at settlement, and optionally, a prepayment model.

Note If you specify the PSA or FHA model, it will be seasoned with how long the debt has been outstanding (the loan's age).

Examples

Given a mortgage-backed security with the following characteristics, compute the convexity of the security.

```
Price      = 101;
Settle     = '15-Apr-2002';
Maturity   = '1 Jan 2030';
IssueDate  = '1-Jan-2000';
GrossRate  = 0.08125;
CouponRate = 0.075;
Delay      = 14;
Speed      = 100;
```

```
Convexity = mbsconvp(Price, Settle, Maturity, IssueDate,...
GrossRate, CouponRate, Delay, Speed)
```

```
Convexity =
```

```
71.6299
```

References

[1] *PSA Uniform Practices*, SF-49

See Also

mbsconvy, mbsdurp, mbsdury

Purpose Convexity of mortgage pool given yield

Syntax `Convexity = mbsconvy(Yield, Settle, Maturity, IssueDate, GrossRate, CouponRate, Delay, PrepaySpeed, PrepayMatrix)`

Arguments

| | |
|--------------|-------------------------------------------------------------------------------------------------------------------------------------------------------------------------------------------------------------------------------------------------------------------------------------|
| Yield | Mortgage yield, compounded monthly (in decimal). |
| Settle | Settlement date. A serial date number or date string. Settle must be earlier than or equal to Maturity . |
| Maturity | Maturity date. A serial date number or date string. |
| IssueDate | Issue date. A serial date number or date string. |
| GrossRate | Gross coupon rate (including fees), in decimal. |
| CouponRate | Net coupon rate, in decimal. Default = GrossRate . |
| Delay | Delay in days. |
| PrepaySpeed | (Optional) Relation of the conditional payment rate (CPR) to the benchmark model. Default = 0. Set PrepaySpeed to [] if you input a customized prepayment matrix. |
| PrepayMatrix | (Optional) Used only when PrepaySpeed is unspecified. Customized prepayment vector. A NaN-padded matrix of size <code>max(TermRemaining)-by-NMBS</code> . Each column corresponds to each mortgage-backed security, and each row corresponds to each month after settlement. |

All inputs (except **PrepayMatrix**) are number of mortgage-backed securities (NMBS) by 1 vectors.

Description `Convexity = mbsconvy(Yield, Settle, Maturity, IssueDate, GrossRate, CouponRate, Delay, PrepaySpeed, PrepayMatrix)`

computes mortgage-backed security convexity, given time information, semiannual mortgage yield, and optionally, a prepayment model.

Note If you specify the PSA or FHA model, it will be seasoned with how long the debt has been outstanding (the loan's age).

Examples

Given a mortgage-backed security with the following characteristics, compute the convexity of the security.

```
Yield      = 0.07125;
Settle     = '15-Apr-2002';
Maturity   = '1 Jan 2030';
IssueDate  = '1-Jan-2000';
GrossRate  = 0.08125;
Speed      = 100;
CouponRate = 0.075;
Delay      = 14;
```

```
Convexity = mbsconvy(Yield, Settle, Maturity, IssueDate, ...
GrossRate, CouponRate, Delay, Speed)
```

```
Convexity =
```

```
72.8263
```

References

[1] *PSA Uniform Practices*, SF-49

See Also

mbsconvp, mbsdurp, mbsdury

Purpose Duration of mortgage pool given price

Syntax [YearDuration, ModDuration] = mbsdurp(Price, Settle, Maturity, IssueDate, GrossRate, CouponRate, Delay, PrepaySpeed, PrepayMatrix)

Arguments

- Price Clean price for every \$100 face value.
- Settle Settlement date. A serial date number or date string. **Settle** must be earlier than or equal to **Maturity**.
- Maturity Maturity date. A serial date number or date string.
- IssueDate Issue date. A serial date number or date string.
- GrossRate Gross coupon rate (including fees), in decimal.
- CouponRate Net coupon rate, in decimal. Default = **GrossRate**.
- Delay Delay in days.
- PrepaySpeed (Optional) Relation of the conditional payment rate (CPR) to the benchmark model. Default = 0. Set **PrepaySpeed** to [] if you input a customized prepayment matrix.
- PrepayMatrix (Optional) Used only when **PrepaySpeed** is unspecified. Customized prepayment vector. A NaN-padded matrix of size $\max(\text{TermRemaining})$ -by-NMBS. Each column corresponds to each mortgage-backed security, and each row corresponds to each month after settlement.

All inputs (except **PrepayMatrix**) are number of mortgage-backed securities (NMBS) by 1 vectors.

Description

[YearDuration, ModDuration] = mbsdurp(Price, Settle, Maturity, IssueDate, GrossRate, CouponRate, Delay, PrepaySpeed, PrepayMatrix) computes the mortgage-backed security Macaulay (YearDuration) and modified (ModDuration) durations, given time information, price at settlement, and optionally, a prepayment model.

Note If you specify the PSA or FHA model, it will be seasoned with how long the debt has been outstanding (the loan's age).

Examples

Given a mortgage-backed security with the following characteristics, compute the Macaulay and modified durations of the security.

```
Price = 101;
Settle = datenum('15-Apr-2002');
Maturity = datenum('1 Jan 2030');
IssueDate = datenum('1-Jan-2000');
GrossRate = 0.08125;
CouponRate = 0.075;;
Delay = 14;
Speed = 100;

[YearDuration, ModDuration] = mbsdurp(Price, Settle, Maturity,...
IssueDate, GrossRate, CouponRate, Delay, Speed)

YearDuration =

    6.4380

ModDuration =

    6.2080
```

References

[1] *PSA Uniform Practices*, SF-49

See Also

mbsconvp, mbsconvy, mbsdury

mbsdury

Purpose Duration of mortgage pool given yield

Syntax [YearDuration, ModDuration] = mbsdury(Yield, Settle, Maturity, IssueDate, GrossRate, CouponRate, Delay, PrepaySpeed, PrepayMatrix)

Arguments

| | |
|--------------|-------------------------------------------------------------------------------------------------------------------------------------------------------------------------------------------------------------------------------------------------------------------------------------------|
| Yield | Mortgage yield, compounded monthly, in decimal. |
| Settle | Settlement date. A serial date number or date string. <code>Settle</code> must be earlier than or equal to <code>Maturity</code> . |
| Maturity | Maturity date. A serial date number or date string. |
| IssueDate | Issue date. A serial date number or date string. |
| GrossRate | Gross coupon rate (including fees), in decimal. |
| CouponRate | Net coupon rate, in decimal. Default = <code>GrossRate</code> . |
| Delay | Delay in days. |
| PrepaySpeed | (Optional) Relation of the conditional payment rate (CPR) to the benchmark model. Default = 0. Set <code>PrepaySpeed</code> to [] if you input a customized prepayment matrix. |
| PrepayMatrix | (Optional) Used only when <code>PrepaySpeed</code> is unspecified. Customized prepayment vector. A NaN-padded matrix of size <code>max(TermRemaining)</code> -by-NMBS. Each column corresponds to each mortgage-backed security, and each row corresponds to each month after settlement. |

All inputs (except `PrepayMatrix`) are number of mortgage-backed securities (NMBS) by 1 vectors.

Description

[YearDuration, ModDuration] = mbsdury(Yield, Settle, Maturity, IssueDate, GrossRate, CouponRate, Delay, PrepaySpeed, PrepayMatrix) computes the mortgage-backed security Macaulay (YearDuration) and Modified (ModDuration) durations, given time information, yield to maturity, and optionally, a prepayment model.

Note If you specify the PSA or FHA model, it will be seasoned with how long the debt has been outstanding (the loan's age).

Examples

Given a mortgage-backed security with the following characteristics, compute the Macaulay and Modified durations of the security.

```
Yield = 0.07298413;
Settle = '15-Apr-2002';
Maturity = '1 Jan 2030';
IssueDate = '1-Jan-2000';
GrossRate = 0.08125;
Speed = 100;
CouponRate = 0.075;
Delay = 14;
```

```
[YearDuration, ModDuration] = mbsdury(Yield, Settle, Maturity,...
IssueDate, GrossRate, CouponRate, Delay, Speed)
```

```
YearDuration =
```

```
6.4380
```

```
ModDuration =
```

```
6.2080
```

mbsdury

References [1] *PSA Uniform Practices*, SF-49

See Also mbsconvp, mbsconvy, mbsdurp

Purpose End-of-month mortgage cash flows and balances without prepayment

Syntax [Balance, Interest, Payment, Principal] =
mbsnoprepay(OriginalBalance, GrossRate, Term)

Arguments

| | |
|-----------------|-------------------------------------------------|
| OriginalBalance | Original face value in dollars. |
| GrossRate | Gross coupon rate (including fees), in decimal. |
| Term | Term of the mortgage in months. |

All inputs are number of mortgage-backed securities (NMBS)-by-1 vectors.

Description [Balance, Interest, Payment, Principal] =
mbsnoprepay(OriginalBalance, GrossRate, Term) computes end-of-month mortgage balance, interest payments, principal payments, and cash flow payments with zero prepayment rate.

The function returns amortizing cash flows and balances over a specified term with no prepayment. When the lengths of pass-throughs are not the same, MATLAB software pads the shorter ones with NaN.

Balance lists the end-of-month balances over the life of the pass-through.

Interest lists all end-of-month interest payments over the life of the pass-through.

Payment lists all end-of-month payments over the life of the pass-through.

Principal lists all scheduled end-of-month principal payments over the life of the pass-through.

All outputs are Term-by-1 vectors.

Examples Given mortgage pools with the following characteristics, compute an amortization schedule.

mbsnoprepay

```
OriginalBalance = 400000000;  
CouponRate = 0.08125;  
Term = [357; 355]; % Three- and five-month old mortgage pools.  
  
[Balance, Interest, Payment, Principal] = ...  
mbsnoprepay(OriginalBalance, CouponRate, Term);
```

Purpose

Price given option-adjusted spread

Syntax

Price = mbsoas2price(ZeroCurve, OAS, Settle, Maturity, IssueDate, GrossRate, CouponRate, Delay, Interpolation, PrepaySpeed, PrepayMatrix)

Arguments

| | |
|------------|----------------------------------------------------------------------------------------------------------------------------------------------------------------------------------------------------------------------------------------------------------------------------------------------------------------------------------------------------------|
| ZeroCurve | A matrix of three columns: <ul style="list-style-type: none"> • Column 1: Serial date numbers. • Column 2: Spot rates with maturities corresponding to the dates in Column 1, in decimal (for example, 0.075). • Column 3: Compounding of the rates in Column 2. (This is the agency spot rate on the settlement date.) |
| OAS | Option-adjusted spreads in basis points. |
| Settle | Settlement date (scalar only). A serial date number or date string. Date when option-adjusted spread is calculated. |
| Maturity | Maturity date. Scalar or vector in serial date number or date string format. |
| IssueDate | Issue date. A serial date number or date string. |
| GrossRate | Gross coupon rate (including fees), in decimal. |
| CouponRate | (Optional) Net coupon rate, in decimal. Default = GrossRate. |
| Delay | (Optional) Delay (in days) between payment from homeowner and receipt by bondholder. Default = 0 (no delay between payment and receipt). |

mbsoas2price

| | |
|---------------|----------------------------------------------------------------------------------------------------------------------------------------------------------------------------------------------------------------------------------------------------------|
| Interpolation | Interpolation method. Computes the corresponding spot rates for the bond's cash flow. Available methods are (0) nearest, (1) linear, and (2) cubic spline. Default = 1. See <code>interp1</code> for more information. |
| PrepaySpeed | (Optional) Relation of the conditional payment rate (CPR) to the benchmark model. Default = end of month's CPR. Set <code>PrepaySpeed</code> to [] if you input a customized prepayment matrix. |
| PrepayMatrix | (Optional) Customized prepayment matrix. A matrix of size <code>max(TermRemaining)</code> -by-NMBS. Missing values are padded with NaNs. Each column corresponds to a mortgage-backed security, and each row corresponds to each month after settlement. |

All inputs (except `PrepayMatrix`) are number of mortgage-backed securities (NMBS) by 1 vectors.

Description

`Price = mbsoas2price(ZeroCurve, OAS, Settle, Maturity, IssueDate, GrossRate, CouponRate, Delay, Interpolation, PrepaySpeed, PrepayMatrix)` computes the clean price of a pass-through security for each \$100 face value of outstanding principal.

Examples

Given an option-adjusted spread, a spot curve, and a prepayment assumption, compute theoretical price of a mortgage pool.

Create the bonds matrix.

```
Bonds = [datenum('11/21/2002') 0      100 0 2 1;  
         datenum('02/20/2003') 0      100 0 2 1;  
         datenum('07/31/2004') 0.03   100 2 3 1;  
         datenum('08/15/2007') 0.035  100 2 3 1;  
         datenum('08/15/2012') 0.04875 100 2 3 1;  
         datenum('02/15/2031') 0.05375 100 2 3 1];
```

Choose a settlement date.

```
Settle = datenum('20-Aug-2002');
```

Assume these clean prices for the bonds.

```
Prices = [ 98.97467;  
          98.58044;  
          100.10534;  
          98.18054;  
          101.38136;  
          99.25411];
```

Use this formula to compute spot compounding for the bonds.

```
SpotCompounding = 2*ones(size(Prices));
```

Use compute the zero curve.

```
[ZeroRatesP, CurveDatesP] = zbtprice(Bonds, Prices, Settle);  
ZeroCurve = [CurveDatesP, ZeroRatesP, SpotCompounding];
```

Assign parameters.

```
OAS          = [26.0502; 28.6348; 31.2222];  
Maturity     = datenum('02-Jan-2030');  
IssueDate    = datenum('02-Jan-2000');  
GrossRate    = 0.08125;  
CouponRate   = 0.075;  
Delay        = 14;  
Interpolation = 1;  
PrepaySpeed  = [0 50 100];
```

Calculate the price from the option-adjusted spread.

```
Price = mbsoas2price(ZeroCurve, OAS, Settle, Maturity, ...  
IssueDate, GrossRate, CouponRate, Delay, Interpolation, ...  
PrepaySpeed)
```

mbsoas2price

Price =

95.0000

95.0000

95.0000

See Also

[mbsprice2oas](#), [mbsyield2oas](#), [mbsoas2yield](#)

Purpose

Yield given option-adjusted spread

Syntax

```
[MYield, BEMBSYield] = mbsoas2yield(ZeroCurve, OAS, Settle, Maturity, IssueDate, GrossRate, CouponRate, Delay, Interpolation, PrepaySpeed, PrepayMatrix)
```

Arguments

| | |
|------------|------------------------------------------------------------------------------------------------------------------------------------------------------------------------------------------------------------------------------------------------------------------------------------------------------------------------------------------------------|
| ZeroCurve | A matrix of three columns: <ul style="list-style-type: none">• Column 1: Serial date numbers.• Column 2: Spot rates with maturities corresponding to the dates in Column 1, in decimal (for example, 0.075).• Column 3: Compounding of the rates in Column 2. (This is the agency spot rate on the settlement date.) |
| OAS | Option-adjusted spreads in basis points. |
| Settle | Settlement date (scalar only). A serial date number or date string. Date when option-adjusted spread is calculated. |
| Maturity | Maturity date. Scalar or vector in serial date number or date string format. |
| IssueDate | Issue date. A serial date number or date string. |
| GrossRate | Gross coupon rate (including fees), in decimal. |
| CouponRate | (Optional) Net coupon rate, in decimal. Default = GrossRate. |
| Delay | (Optional) Delay (in days) between payment from homeowner and receipt by bondholder. Default = 0 (no delay between payment and receipt). |

mbsoas2yield

| | |
|---------------|----------------------------------------------------------------------------------------------------------------------------------------------------------------------------------------------------------------------------------------------------------|
| Interpolation | Interpolation method. Computes the corresponding spot rates for the bond's cash flow. Available methods are (0) nearest, (1) linear, and (2) cubic spline. Default = 1. See <code>interp1</code> for more information. |
| PrepaySpeed | (Optional) Relation of the conditional payment rate (CPR) to the benchmark model. Default = end of month's CPR. Set <code>PrepaySpeed</code> to <code>[]</code> if you input a customized prepayment matrix. |
| PrepayMatrix | (Optional) Customized prepayment matrix. A matrix of size <code>max(TermRemaining)</code> -by-NMBS. Missing values are padded with NaNs. Each column corresponds to a mortgage-backed security, and each row corresponds to each month after settlement. |

All inputs (except `PrepayMatrix`) are number of mortgage-backed securities (NMBS) by 1 vectors.

Description

`[MYield, BEMBSYield] = mbsoas2yield(ZeroCurve, OAS, Settle, Maturity, IssueDate, GrossRate, CouponRate, Delay, Interpolation, PrepaySpeed, PrepayMatrix)` computes the mortgage and bond-equivalent yields of a pass-through security.

`MYield` is the yield to maturity of the mortgage-backed security (the mortgage yield). This yield is compounded monthly (12 times per year). For example:

0.075 (7.5%)

`BEMBSYield` is the corresponding bond equivalent yield of the mortgage-backed security. This yield is compounded semiannually (two times per year). For example:

0.0761 (7.61%)

Examples

Given an option-adjusted spread, a spot curve, and a prepayment assumption, compute the theoretical yield to maturity of a mortgage pool.

Create the bonds matrix.

```
Bonds = [datenum('11/21/2002') 0 100 0 2 1;
          datenum('02/20/2003') 0 100 0 2 1;
          datenum('07/31/2004') 0.03 100 2 3 1;
          datenum('08/15/2007') 0.035 100 2 3 1;
          datenum('08/15/2012') 0.04875 100 2 3 1;
          datenum('02/15/2031') 0.05375 100 2 3 1];
```

Choose a settlement date.

```
Settle = datenum('08/20/2002');
```

Assume these clean prices for the bonds.

```
Prices = [ 98.97467;
           98.58044;
           100.10534;
           98.18054;
           101.38136;
           99.25411];
```

Use this formula to compute spot compounding for the bonds.

```
SpotCompounding = 2*ones(size(Prices));
```

Compute the zero curve.

```
[ZeroRatesP, CurveDatesP] = zbtprice(Bonds, Prices, Settle);
ZeroCurve = [CurveDatesP, ZeroRatesP, SpotCompounding];
```

Assign parameters.

```
OAS = [26.0502; 28.6348; 31.2222];
Maturity = datenum('02-Jan-2030');
```

mbsoas2yield

```
IssueDate      = datenum('02-Jan-2000');
GrossRate      = 0.08125;
CouponRate     = 0.075;
Delay          = 14;
Interpolation  = 1;
PrepaySpeed    = [0 50 100];
```

Compute the mortgage yield and bond equivalent mortgage yield.

```
[MYield BEMBSYield] = mbsoas2yield(ZeroCurve, OAS, Settle, ...
Maturity, IssueDate, GrossRate, CouponRate, Delay, ...
Interpolation, PrepaySpeed)
```

```
MYield =
```

```
0.0802
0.0814
0.0828
```

```
BEMBSYield =
```

```
0.0816
0.0828
0.0842
```

See Also

[mbsprice2oas](#), [mbsyield2oas](#), [mbsoas2price](#)

Purpose

Mortgage pool cash flows and balances with prepayment

Syntax

```
[Balance, Payment, Principal, Interest, Prepayment] =  
mbspassthrough(OriginalBalance, GrossRate, OriginalTerm,  
TermRemaining, PrepaySpeed, PrepayMatrix)
```

Arguments

| | |
|-----------------|----------------------------------------------------------------------------------------------------------------------------------------------------------------------------------------------------------------------------------------------------------------|
| OriginalBalance | Original balance value in dollars (balance at the beginning of each TermRemaining). |
| GrossRate | Gross coupon rate (including fees), in decimal. |
| OriginalTerm | Term of the mortgage in months. |
| TermRemaining | (Optional) Number of full months between settlement and maturity. |
| PrepaySpeed | (Optional) Relation of the conditional payment rate (CPR) to the benchmark model. Default = 0 (no prepayment). Set PrepaySpeed to [] if you input a customized prepayment matrix. |
| PrepayMatrix | (Optional) Used only when PrepaySpeed is unspecified. Customized prepayment vector. A NaN-padded matrix of size max(TermRemaining)-by-NMBS. Each column corresponds to each mortgage-backed security, and each row corresponds to each month after settlement. |

All inputs (except PrepayMatrix) are number of mortgage-backed securities (NMBS) by 1 vectors.

Description

```
[Balance, Payment, Principal, Interest, Prepayment] =  
mbspassthrough(OriginalBalance, GrossRate, OriginalTerm,  
TermRemaining, PrepaySpeed, PrepayMatrix) computes the cash  
flow of principal, interest, and prepayment of pass-through securities.
```

All outputs are TermRemaining-by-1 vectors of end-of-month values.

mbspassthrough

Balance is the principal balance at end of month.

Payment is the total monthly payment.

Principal is the principal portion of the payment.

Interest is the interest portion of the payment.

Prepayment indicates any unscheduled principal payment.

By default, the securities are seasoned. The applicable CPR depends upon `TermRemaining` based on a 30-year prepayment model (PSA or FHA). You may supply a different CPR vector of size `TermRemaining-by-1`.

Examples

Compute the cash flows and balances of a 3-month old mortgage pool with original term of 360 months, assuming a prepayment speed of 100.

```
OriginalBalance = 100000;  
GrossRate = 0.08125;  
OriginalTerm = 360;  
TermRemaining = 357;  
PrepaySpeed = 100;  
  
[Balance, Payment, Principal, Interest, Prepayment] =...  
mbspassthrough(OriginalBalance, GrossRate, OriginalTerm,...  
TermRemaining, PrepaySpeed);
```

See Also

`mbswal`

Purpose Mortgage-backed security price given yield

Syntax [Price, AccrInt] = mbsprice(Yield, Settle, Maturity, IssueDate, GrossRate, CouponRate, Delay, PrepaySpeed, PrepayMatrix)

Arguments

| | |
|--------------|--------------------------------------------------------------------------------------------------------------------------------------------------------------------------------------------------------------------------------------------|
| Yield | Mortgage yield, compounded monthly (in decimal). |
| Settle | Settlement date. A serial date number or date string. Settle must be earlier than or equal to Maturity. |
| Maturity | Maturity date. A serial date number or date string. |
| IssueDate | Issue date. A serial date number or date string. |
| GrossRate | Gross coupon rate (including fees), in decimal. |
| CouponRate | (Optional) Net coupon rate, in decimal. Default = GrossRate. |
| Delay | (Optional) Delay (in days) between payment from homeowner and receipt by bondholder. Default = 0 (no delay between payment and receipt). |
| PrepaySpeed | (Optional) Relation of the conditional payment rate (CPR) to the benchmark model. Default = 0 (no prepayment). Set PrepaySpeed to [] if you input a customized prepayment matrix. |
| PrepayMatrix | (Optional) Customized prepayment matrix. A matrix of size max(TermRemaining)-by-NMBS. Missing values are padded with NaNs. Each column corresponds to a mortgage-backed security, and each row corresponds to each month after settlement. |

All inputs (except PrepayMatrix) are number of mortgage-backed securities (NMBS) by 1 vectors.

Description

[Price, AccrInt] = mbsprice(Yield, Settle, Maturity, IssueDate, GrossRate, CouponRate, Delay, PrepaySpeed, PrepayMatrix) computes a mortgage-backed security price, given time information, mortgage yield at settlement, and optionally, a prepayment model.

All outputs are scalar values.

Price is the clean price for every \$100 face value of the securities.

AccrInt is the accrued interest of the mortgage-backed securities.

Examples

Example 1. Given a mortgage-backed security with the following characteristics, compute the price and the accrued interest due on the security.

```
Yield = 0.0725;
Settle = datenum('15-Apr-2002');
Maturity = datenum('1 Jan 2030');
IssueDate = datenum('1-Jan-2000');
GrossRate = 0.08125;
CouponRate = 0.075;
Delay = 14;
Speed = 100;

[Price AccrInt] = mbsprice(Yield, Settle, Maturity, IssueDate,...
    GrossRate, CouponRate, Delay, Speed)

Price =

    101.3147

AccrInt =

    0.2917
```

Example 2. Given a portfolio of mortgage-backed securities, compute the clean prices and accrued interest.

```

Yield = 0.075;
Settle = datenum(['13-Feb-2000'; '17-Apr-2002'; '17-May-2002'; ...
'13-Jan-2000']);
Maturity = datenum('1-Jan-2030');
IssueDate = datenum('1-Jan-2000');
GrossRate = 0.08125;
CouponRate = [0.075; 0.07875; 0.0775; 0.08125];
Delay = 14;
Speed = 100;

[Price AccrInt] = mbsprice(Yield, Settle, Maturity, IssueDate, ...
GrossRate, CouponRate, Delay, Speed)

Price =

    99.7085
   102.0678
   101.2792
   104.0175

AccrInt =

    0.2500
    0.3500
    0.3444
    0.2708

```

References

[1] *PSA Uniform Practices*, SF-49

See Also

mbsyield

mbsprice2oas

Purpose Option-adjusted spread given price

Syntax OAS = mbsprice2oas(ZeroCurve, Price, Settle, Maturity, IssueDate, GrossRate, CouponRate, Delay, Interpolation PrepaySpeed, PrepayMatrix)

Arguments

| | |
|------------|--------------------------------------------------------------------------------------------------------------------------------------------------------------------------------------------------------------------------------------------------------------------------------------------------------------------------------------------------------------------------------------------------------------------------------|
| ZeroCurve | A matrix of three columns: <ul style="list-style-type: none">• Column 1: Serial date numbers.• Column 2: Spot rates with maturities corresponding to the dates in Column 1, in decimal (for example, 0.075).• Column 3: Compounding of the rates in Column 2. Values are 1 (annual), 2 (semiannual, 3 (three times per year), 4 (quarterly), 6 (bimonthly), 12 (monthly), and -1 (continuous). |
| Price | Clean price for every \$100 face value of bond issue. |
| Settle | Settlement date (scalar only). A serial date number or date string. Date when option-adjusted spread is calculated. |
| Maturity | Maturity date. Scalar or vector in serial date number or date string format. |
| IssueDate | Issue date. A serial date number or date string. |
| GrossRate | Gross coupon rate (including fees), in decimal. |
| CouponRate | (Optional) Net coupon rate, in decimal. Default = GrossRate. |

| | |
|---------------|----------------------------------------------------------------------------------------------------------------------------------------------------------------------------------------------------------------------------------------------------------|
| Delay | (Optional) Delay (in days) between payment from homeowner and receipt by bondholder. Default = 0 (no delay between payment and receipt). |
| Interpolation | Interpolation method. Computes the corresponding spot rates for the bond's cash flow. Available methods are (0) nearest, (1) linear, and (2) cubic spline. Default = 1. See <code>interp1</code> for more information. |
| PrepaySpeed | (Optional) Relation of the conditional payment rate (CPR) to the benchmark model. Default = end of month's CPR. Set <code>PrepaySpeed</code> to <code>[]</code> if you input a customized prepayment matrix. |
| PrepayMatrix | (Optional) Customized prepayment matrix. A matrix of size <code>max(TermRemaining)</code> -by-NMBS. Missing values are padded with NaNs. Each column corresponds to a mortgage-backed security, and each row corresponds to each month after settlement. |

All inputs (except `PrepayMatrix`) are number of mortgage-backed securities (NMBS) by 1 vectors.

Description

`OAS = mbsprice2oas(ZeroCurve, Price, Settle, Maturity, IssueDate, GrossRate, CouponRate, Delay, Interpolation, PrepaySpeed, PrepayMatrix)` computes the monthly option-adjusted spread in basis points.

Examples

Calculate the option-adjusted spread of a 30-year fixed-rate mortgage with about a 28-year weighted average maturity remaining, given assumptions of 0, 50, and 100 PSA prepayments.

Create the bonds matrix.

```
Bonds = [datenum('11/21/2002') 0      100 0 2 1;
          datenum('02/20/2003') 0      100 0 2 1;
```

mbsprice2oas

```
datenum('07/31/2004') 0.03 100 2 3 1;  
datenum('08/15/2007') 0.035 100 2 3 1;  
datenum('08/15/2012') 0.04875 100 2 3 1;  
datenum('02/15/2031') 0.05375 100 2 3 1];
```

Choose a settlement date.

```
Settle= datenum('20-Aug-2002');
```

Assume these clean prices for the bonds.

```
Prices = [ 98.97467;  
          98.58044;  
          100.10534;  
          98.18054;  
          101.38136;  
          99.25411];
```

Use this formula to compute spot compounding for the bonds.

```
SpotCompounding = 2*ones(size(Prices));
```

Compute the zero curve.

```
[ZeroRatesP, CurveDatesP] = zbtprice(Bonds, Prices, Settle);  
ZeroCurve = [CurveDatesP, ZeroRatesP, SpotCompounding];
```

Assign parameters.

```
Price          = 95;  
Maturity       = datenum('02-Jan-2030');  
IssueDate      = datenum('02-Jan-2000');  
GrossRate      = 0.08125;  
CouponRate     = 0.075;  
Delay          = 14;  
Interpolation  = 1;  
PrepaySpeed    = [0; 50; 100];  
Interpolation  = 1;
```

Compute the option adjusted spread.

```
OAS = mbsprice2oas(ZeroCurve, Price, Settle, Maturity, ...  
IssueDate, GrossRate, CouponRate, Delay, Interpolation, ...  
PrepaySpeed)
```

OAS =

26.0502

28.6348

31.2222

See Also

[mbssoas2price](#), [mbssoas2yield](#), [mbsyield2oas](#)

mbsprice2speed

Purpose Implied PSA prepayment speeds given price

Syntax [ImpSpdOnPrc, ImpSpdOnDur, ImpSpdOnCnv] = mbsprice2speed(Price, Settle, Maturity, IssueDate, GrossRate, PrepayMatrix, CouponRate, Delay)

Arguments

| | |
|--------------|---------------------------------------------------------------------------------------------------------------------------------------------------------------------------------------------------------------------------------|
| Price | Clean price for every \$100 face value. |
| Settle | Settlement date. A serial date number or date string. Settle must be earlier than or equal to Maturity . |
| Maturity | Maturity date. A serial date number or date string. |
| IssueDate | Issue date. A serial date number or date string. |
| GrossRate | Gross coupon rate (including fees), in decimal. |
| PrepayMatrix | Customized prepayment matrix. A matrix of size max(TermRemaining)-by-NMBS. Missing values are padded with NaNs. Each column corresponds to a mortgage-backed security, and each row corresponds to each month after settlement. |
| CouponRate | (Optional) Net coupon rate, in decimal. Default = GrossRate. |
| Delay | (Optional) Delay (in days) between payment from homeowner and receipt by bondholder. Default = 0 (no delay between payment and receipt). |

All inputs (except PrepayMatrix) are number of mortgage-backed securities (NMBS)-by-1 vectors.

Description

[ImpSpdOnPrc, ImpSpdOnDur, ImpSpdOnCnv] = mbsprice2speed(Price, Settle, Maturity, IssueDate, GrossRate, PrepayMatrix, CouponRate, Delay) computes PSA prepayment speeds implied by pool prices and projected (user-defined) prepayment vectors. The calculated PSA speed produces the same

price, modified duration, or modified convexity, depending upon the output requested.

ImpSpdOnPrc calculates the equivalent PSA benchmark prepayment speed for the pass-through to carry the same price.

ImpSpdOnDur calculates the equivalent PSA benchmark prepayment speed for the pass-through to carry the same modified duration.

ImpSpdOnCnv calculates the equivalent PSA benchmark prepayment speed for the pass-through to carry the same modified convexity.

All outputs are NMBS-by-1 vectors.

Examples

Calculate the equivalent PSA benchmark prepayment speeds for a mortgage pool with these characteristics and prepayment matrix.

```
Price           = 101;
Settle          = datenum('1-Jan-2000');
Maturity        = datenum('1-Jan-2030');
IssueDate       = datenum('1-Jan-2000');
GrossRate       = 0.08125;
PrepayMatrix    = 0.005*ones(360,1);
CouponRate      = 0.075;
Delay           = 14;
```

```
[ImpSpdOnPrc, ImpSpdOnDur, ImpSpdOnCnv] = ...
mbsprice2speed(Price,Settle, Maturity, IssueDate, ...
GrossRate, PrepayMatrix, CouponRate, Delay)
```

```
ImpSpdOnPrc =
```

```
118.5980
```

```
ImpSpdOnDur =
```

```
118.3946
```

```
ImpSpdOnCnv =
```

mbsprice2speed

109.5115

References [1] *PSA Uniform Practices*, SF-49

See Also mbsprice, mbsyield2speed

Purpose Weighted average life of mortgage pool

Compatibility PSA

Syntax `WAL = mbswal(Settle, Maturity, IssueDate, GrossRate, CouponRate, Delay, PrepaySpeed, PrepayMatrix)`

| | | |
|------------------|---------------------|----------------------------------------------------------------------------------------------------------------------------------------------------------------------------------------------------------------------------------------------------------|
| Arguments | Settle | Settlement date. A serial date number or date string. Settle must be earlier than or equal to Maturity . |
| | Maturity | Maturity date. A serial date number or date string. |
| | IssueDate | Issue date. A serial date number or date string. |
| | GrossRate | Gross coupon rate (including fees), in decimal. |
| | CouponRate | (Optional) Net coupon rate, in decimal. Default = GrossRate . |
| | Delay | (Optional) Delay (in days) between payment from homeowner and receipt by bondholder. Default = 0 (no delay between payment and receipt). |
| | PrepaySpeed | (Optional) Relation of the conditional payment rate (CPR) to the benchmark model. Default = end of month's CPR. Set PrepaySpeed to [] if you input a customized prepayment matrix. |
| | PrepayMatrix | (Optional) Customized prepayment matrix. A matrix of size <code>max(TermRemaining)</code> -by-NMBS. Missing values are padded with NaNs. Each column corresponds to a mortgage-backed security, and each row corresponds to each month after settlement. |

All inputs (except **PrepayMatrix**) are number of mortgage-backed securities (NMBS) by 1 vectors.

mbswal

Description

WAL = mbswal(Settle, Maturity, IssueDate, GrossRate, CouponRate, Delay, PrepaySpeed, PrepayMatrix) computes the weighted average life, in number of years, of a mortgage pool, as measured from the settlement date.

Examples

Given a pass-through security with the following characteristics, compute the weighted average life of the security.

```
Settle = datenum('15-Apr-2002');
Maturity = datenum('1 Jan 2030');
IssueDate = datenum('1-Jan-2000');
GrossRate = 0.08125;
CouponRate = 0.075;
Delay = 14;
Speed = 100;
```

```
WAL = mbswal(Settle, Maturity, IssueDate, GrossRate, ...
    CouponRate, Delay, Speed)
```

```
WAL =
    10.5477
```

References

[1] *PSA Uniform Practices*, SF-49

See Also

mbspassthrough

Purpose Mortgage-backed security yield given price

Syntax [MYield, BEMBSYield] = mbsyield(Price, Settle, Maturity, IssueDate, GrossRate, CouponRate, Delay, PrepaySpeed, PrepayMatrix)

Arguments

| | |
|--------------|--------------------------------------------------------------------------------------------------------------------------------------------------------------------------------------------------------------------------------------------|
| Price | Clean price for every \$100 face value. |
| Settle | Settlement date. A serial date number or date string. Settle must be earlier than or equal to Maturity. |
| Maturity | Maturity date. A serial date number or date string. |
| IssueDate | Issue date. A serial date number or date string. |
| GrossRate | Gross coupon rate (including fees), in decimal. |
| CouponRate | (Optional) Net coupon rate, in decimal. Default = GrossRate. |
| Delay | (Optional) Delay (in days) between payment from homeowner and receipt by bondholder. Default = 0 (no delay between payment and receipt). |
| PrepaySpeed | (Optional) Relation of the conditional payment rate (CPR) to the benchmark model. Default = 0 (no prepayment). Set PrepaySpeed to [] if you input a customized prepayment matrix. |
| PrepayMatrix | (Optional) Customized prepayment matrix. A matrix of size max(TermRemaining)-by-NMBS. Missing values are padded with NaNs. Each column corresponds to a mortgage-backed security, and each row corresponds to each month after settlement. |

All inputs (except PrepayMatrix) are number of mortgage-backed securities (NMBS) by 1 vectors.

Description [MYield, BEMBSYield] = mbsyield(Price, Settle, Maturity, IssueDate, GrossRate, CouponRate, Delay, PrepaySpeed,

PrepayMatrix) computes a mortgage-backed security yield to maturity and the bond equivalent yield, given time information, price at settlement, and optionally, a prepayment model.

MYield is the yield to maturity of the mortgage-backed security (the mortgage yield). This yield is compounded monthly (12 times a year).

BEMBSYield is the corresponding bond equivalent yield of the mortgage-backed security. This yield is compounded semiannually (two times a year).

Examples

Example 1. Given a mortgage-backed security with the following characteristics, compute the mortgage yield and the bond equivalent yield of the security.

```
Price = 102;
Settle = '15-Apr-2002';
Maturity = '1 Jan 2030';
IssueDate = '1-Jan-2000';
GrossRate = 0.08125;
CouponRate = 0.075;
Delay = 14;
Speed = 100;

[MYield, BEMBSYield] = mbsyield(Price, Settle, Maturity, ...
IssueDate, GrossRate, CouponRate, Delay, Speed)

MYield =

    0.0715

BEMBSYield =

    0.0725
```

Example 2. Given a portfolio of mortgage-backed securities, compute the mortgage yields and the bond equivalent yields.

```

Price = 102;
Settle = datenum(['13-Feb-2000'; '17-Apr-2002'; '17-May-2002'; ...
'13-Jan-2000']);
Maturity = datenum('1-Jan-2030');
IssueDate = datenum('1-Jan-2000');
GrossRate = 0.08125;
CouponRate = [0.075; 0.07875; 0.0775; 0.08125];
Delay = 14;
Speed = 100;

[MYield, BEMBSYield] = mbsyield(Price, Settle, Maturity, ...
IssueDate, GrossRate, CouponRate, Delay, Speed)

MYield =

    0.0717
    0.0751
    0.0739
    0.0779

BEMBSYield =

    0.0728
    0.0763
    0.0750
    0.0791

```

References

[1] *PSA Uniform Practices*, SF-49

See Also

mbsprice

mbsyield2oas

Purpose Option-adjusted spread given yield

Syntax `OAS = mbsyield2oas(ZeroCurve, Yield, Settle, Maturity, IssueDate, GrossRate, CouponRate, Delay, Interpolation PrepaySpeed, PrepayMatrix)`

Arguments

| | |
|-------------------|---------------------------------------------------------------------------------------------------------------------------------------------------------------------------------------------------------------------------------------------------------------------------------------------------------------------------------------------------------------------------------------------------------------------------------|
| ZeroCurve | A matrix of three columns: <ul style="list-style-type: none">• Column 1: Serial date numbers.• Column 2: Spot rates with maturities corresponding to the dates in Column 1, in decimal (for example, 0.075).• Column 3: Compounding of the rates in Column 2. Values are 1 (annual), 2 (semiannual), 3 (three times per year), 4 (quarterly), 6 (bimonthly), 12 (monthly), and -1 (continuous). |
| Yield | Mortgage yield, compounded monthly (in decimal). |
| Settle | Settlement date (scalar only). A serial date number or date string. Date when option-adjusted spread is calculated. |
| Maturity | Maturity date. Scalar or vector in serial date number or date string format. |
| IssueDate | Issue date. A serial date number or date string. |
| GrossRate | Gross coupon rate (including fees), in decimal. |
| CouponRate | (Optional) Net coupon rate, in decimal. Default = GrossRate. |
| Delay | (Optional) Delay (in days) between payment from homeowner and receipt by bondholder. Default = 0 (no delay between payment and receipt). |

- Interpolation** Interpolation method. Computes the corresponding spot rates for the bond's cash flow. Available methods are (0) nearest, (1) linear, and (2) cubic spline. Default = 1. See `interp1` for more information.
- PrepaySpeed** (Optional) Relation of the conditional payment rate (CPR) to the benchmark model. Default = end of month's CPR. Set `PrepaySpeed` to [] if you input a customized prepayment matrix.
- PrepayMatrix** (Optional) Customized prepayment matrix. A matrix of size `max(TermRemaining)`-by-NMBS. Missing values are padded with NaNs. Each column corresponds to a mortgage-backed security, and each row corresponds to each month after settlement.

All inputs (except `PrepayMatrix`) are number of mortgage-backed securities (NMBS) by 1 vectors.

Description

`OAS = mbsyield2oas(ZeroCurve, Yield, Settle, Maturity, IssueDate, GrossRate, CouponRate, Delay, Interpolation, PrepaySpeed, PrepayMatrix)` computes the option-adjusted spread in basis points.

Examples

Calculate the option-adjusted spread of a 30-year, fixed-rate mortgage pool with about 28-year weighted average maturity left, given assumptions of 0, 50, and 100 PSA prepayments.

Create a bonds matrix.

```
Bonds = [datenum('11/21/2002') 0      100 0 2 1;
          datenum('02/20/2003') 0      100 0 2 1;
          datenum('07/31/2004') 0.03   100 2 3 1;
          datenum('08/15/2007') 0.035  100 2 3 1;
          datenum('08/15/2012') 0.04875 100 2 3 1;
          datenum('02/15/2031') 0.05375 100 2 3 1];
```

Choose a settlement date.

```
Settle = datenum('08/20/2002');
```

Assume these clean prices for the bonds.

```
Prices = [ 98.97467;  
          98.58044;  
          100.10534;  
          98.18054;  
          101.38136;  
          99.25411];
```

Use this formula to compute spot compounding for the bonds.

```
SpotCompounding = 2*ones(size(Prices));
```

Compute the zero curve.

```
[ZeroRatesP, CurveDatesP] = zbtprice(Bonds, Prices, Settle);  
ZeroCurve = [CurveDatesP, ZeroRatesP, SpotCompounding];
```

Assign parameters.

```
Price          = 95;  
Maturity       = datenum('02-Jan-2030');  
IssueDate      = datenum('02-Jan-2000');  
GrossRate      = 0.08125;  
CouponRate     = 0.075;  
Delay          = 14;  
Interpolation  = 1;  
PrepaySpeed    = [0 50 100];
```

Compute the yield, and from the yield, compute the option-adjusted spread.

```
[mbsyld, beylld] = mbsyield(Price, Settle, ...  
Maturity, IssueDate, GrossRate, CouponRate, Delay, PrepaySpeed);
```

```
OAS = mbsyield2oas(ZeroCurve, mbsyld, Settle, ...  
Maturity, IssueDate, GrossRate, CouponRate, Delay, ...  
Interpolation, PrepaySpeed)
```

```
OAS =
```

```
26.0502
```

```
28.6348
```

```
31.2222
```

See Also

[mboas2price](#), [mboas2yield](#), [mbsprice2oas](#)

mbsyield2speed

Purpose Implied PSA prepayment speeds given yield

Syntax [ImpSpdOnYld, ImpSpdOnDur, ImpSpdOnCnv] = mbsyield2speed(Yield, Settle, Maturity, IssueDate, GrossRate, PrepayMatrix, CouponRate, Delay)

Arguments

| | |
|--------------|---------------------------------------------------------------------------------------------------------------------------------------------------------------------------------------------------------------------------------|
| Yield | Mortgage yield, compounded monthly, in decimal. |
| Settle | Settlement date. A serial date number or date string. Settle must be earlier than or equal to Maturity. |
| Maturity | Maturity date. A serial date number or date string. |
| IssueDate | Issue date. A serial date number or date string. |
| GrossRate | Gross coupon rate (including fees), in decimal. |
| PrepayMatrix | Customized prepayment matrix. A matrix of size max(TermRemaining)-by-NMBS. Missing values are padded with NaNs. Each column corresponds to a mortgage-backed security, and each row corresponds to each month after settlement. |
| CouponRate | (Optional) Net coupon rate, in decimal. Default = GrossRate. |
| Delay | (Optional) Delay (in days) between payment from homeowner and receipt by bondholder. Default = 0 (no delay between payment and receipt). |

All inputs (except PrepayMatrix) are number of mortgage-backed securities (NMBS) by 1 vectors.

Description [ImpSpdOnYld, ImpSpdOnDur, ImpSpdOnCnv] = mbsyield2speed(Yield, Settle, Maturity, IssueDate, GrossRate, PrepayMatrix, CouponRate, Delay) computes PSA prepayment speeds implied by pool yields and projected (user-defined)

prepayment vectors. The calculated PSA speed produces the same yield, modified duration, or modified convexity, depending upon the output requested.

`ImpSpdOnPrc` calculates the equivalent PSA benchmark prepayment speed for the pass-through to carry the same price.

`ImpSpdOnDur` calculates the equivalent PSA benchmark prepayment speed for the pass-through to carry the same modified duration.

`ImpSpdOnCnv` calculates the equivalent PSA benchmark prepayment speed for the pass-through to carry the same modified convexity.

All outputs are NMBS-by-1 vectors.

Examples

Calculate the equivalent PSA benchmark prepayment speeds for a security with these characteristics and prepayment matrix.

```
Yield = 0.065;
Settle = datenum('1-Jan-2000');
Maturity = datenum('1-Jan-2030');
IssueDate = datenum('1-Jan-2000');
GrossRate = 0.08125;
PrepayMatrix = 0.005*ones(360,1);
CouponRate = 0.075;
Delay = 14;

[ImpSpdOnYld, ImpSpdOnDur, ImpSpdOnCnv] = ...
mbsyield2speed(Yield, Settle, Maturity, IssueDate, GrossRate, ...
PrepayMatrix, CouponRate, Delay)

ImpSpdOnYld =

    117.7644

ImpSpdOnDur =

    116.7436
```

mbsyield2speed

ImpSpdOnCnv =

108.3309

References [1] *PSA Uniform Practices*, SF-49

See Also mbsyield, mbsprice2speed

Purpose Benchmark default

Syntax [ADRPSA, MDRPSA] = psaspeed2default(DefaultSpeed)

Arguments

| | |
|--------------|--------------------------------------------------------------|
| DefaultSpeed | Annual speed relative to the benchmark. PSA benchmark = 100. |
|--------------|--------------------------------------------------------------|

Description [ADRPSA, MDRPSA] = psaspeed2default(DefaultSpeed) computes the benchmark default on the performing balance of mortgage-backed securities per PSA benchmark speed.

ADRPSA is the PSA default rate, in decimal (360-by-1).

MDRPSA is the PSA monthly default rate, in decimal (360-by-1).

Examples Given a mortgage-backed security with annual speed set at the PSA default benchmark, compute the default rates.

```
DefaultSpeed = 100;
```

```
[ADRPSA, MDRPSA] = psaspeed2default(DefaultSpeed);
```

See Also psaspeed2rate

psaspeed2rate

Purpose Single monthly mortality rate given PSA speed

Syntax [CPRPSA, SMMPSA]= psaspeed2rate(PSASpeed)

Arguments

| | |
|----------|---------------------------------------------------------------------------------------------|
| PSASpeed | Any value > 0 representing the annual speed relative to the benchmark. PSA benchmark = 100. |
|----------|---------------------------------------------------------------------------------------------|

Description [CPRPSA, SMMPSA]= psaspeed2rate(PSASpeed) calculates vectors of PSA prepayments, each containing 360 prepayment elements, to represent the 360 months in a 30-year mortgage pool.

CPRPSA is the PSA conditional prepayment rate, in decimal [360-by-1].

SMMPSA is the PSA single monthly mortality rate, in decimal [360-by-1].

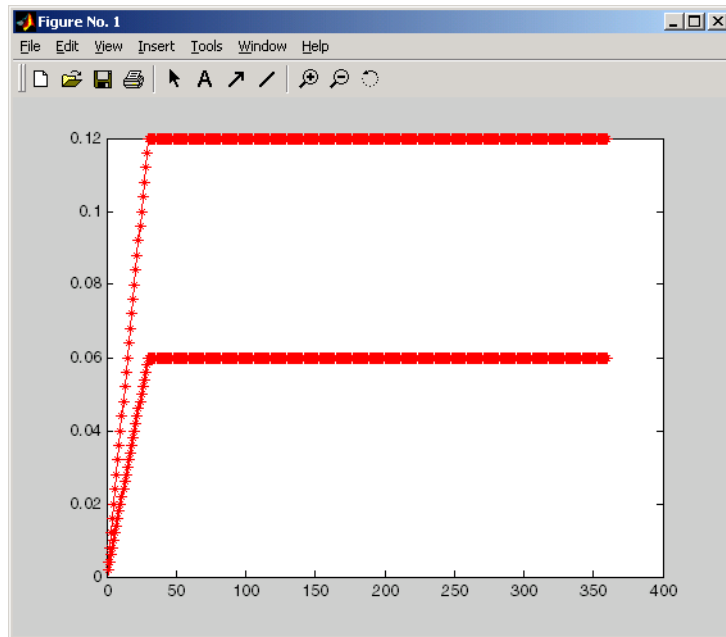
Examples Given a mortgage-backed security with annual speed set at the PSA default benchmark, compute the prepayment and mortality rates.

```
PSASpeed = [100 200];
```

```
[CPRPSA, SMMPSA]= psaspeed2rate(PSASpeed);
```

View a plot of the output.

```
psaspeed2rate(PSASpeed)
```



See Also [psaspeed2default](#)

stepcpncfamounts

Purpose Cash flow amounts and times for bonds and stepped coupons

Syntax [CFlows, CDates, CTimes] = stepcpncfamounts(Settle, Maturity, ConvDates, CouponRates, Period, Basis, EndMonthRule, Face)

Arguments

| | |
|-------------|----------------------------------------------------------------------------------------------------------------------------------------------------------------------------------------------------------------------------------------------------------------------------------------------------------------------------------------------------|
| Settle | Settlement date. A scalar or vector of serial date numbers. Settle must be earlier than or equal to Maturity . |
| Maturity | Maturity date. A scalar or vector of serial date numbers. |
| ConvDates | Matrix of serial date numbers representing conversion dates after Settle . Size = number of instruments by maximum number of conversions. Fill unspecified entries with NaN. |
| CouponRates | Matrix indicating the coupon rates for each bond in decimal form. Size = number of instruments by maximum number of conversions + 1. First column of this matrix contains rates applicable between Settle and the first conversion date (date in the first column of ConvDates). Fill unspecified entries with NaN. See Note below. |
| Period | (Optional) Coupons per year of the bond. A vector of integers. Allowed values are 0, 1, 2, 3, 4, 6, and 12. Default = 2. |

| | |
|---------------------|---------------------------------------------------------------------------------------------------------------------------------------------------------------------------------------------------------------------------------------------------------------------------------------------------------------------------------------------------------------------------------------------------------------------------------------------------------------------------------------------------------------------------------------------------------------|
| Basis | <p>(Optional) Day-count basis of the instrument. A vector of integers.</p> <ul style="list-style-type: none">• 0 = actual/actual (default)• 1 = 30/360 (SIA)• 2 = actual/360• 3 = actual/365• 4 = 30/360 (BMA)• 5 = 30/360 (ISDA)• 6 = 30/360 (European)• 7 = actual/365 (Japanese)• 8 = actual/actual (ICMA)• 9 = actual/360 (ICMA)• 10 = actual/365 (ICMA)• 11 = 30/360E (ICMA)• 12 = actual/actual (ISDA)• 13 = BUS/252 |
| EndMonthRule | <p>(Optional) End-of-month rule. A vector. This rule applies only when Maturity is an end-of-month date for a month having 30 or fewer days. 0 = ignore rule, meaning that a bond's coupon payment date is always the same numerical day of the month. 1 = set rule on (default), meaning that a bond's coupon payment date is always the last actual day of the month.</p> |
| Face | <p>(Optional) Face value of each bond in the portfolio. Default = 100.</p> |

stepcpncfamounts

All arguments must be scalars or number of bonds (NUMBONDS)-by-1 vectors, except for `ConvDates` and `CouponRates`.

Note `ConvDates` has the same number of rows as `CouponRates` to reflect the same number of bonds. However, `ConvDates` has one less column than `CouponRates`. This situation is illustrated by

```
Settle-----ConvDate1-----ConvDate2-----Maturity
                                     Rate1           Rate2           Rate3
```

Description

`[CFlows, CDates, CTimes] = stepcpncfamounts(Settle, Maturity, ConvDates, CouponRates, Period, Basis, EndMonthRule, Face)` returns matrices of cash flow amounts, cash flow dates, and time factors for a portfolio of NUMBONDS stepped-coupon bonds.

`CFlows` is a matrix of cash flow amounts. The first entry in each row vector is a negative number indicating the accrued interest due at settlement. If no accrued interest is due, the first column is 0.

`CDates` is a matrix of cash flow dates in serial date number form. At least two columns are always present, one for settlement and one for maturity.

`CTimes` is a matrix of time factors for the SIA semiannual price/yield conversion.

$$\text{DiscountFactor} = (1 + \text{Yield}/2)^{(-\text{TFactor})}$$

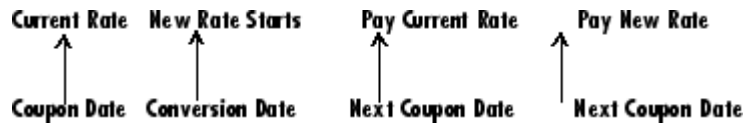
Time factors are in units of semiannual coupon periods. In computing time factors, use SIA actual/actual conventions for all time factor calculations.

Note For bonds with fixed coupons, use `cfamounts`. If you use a fixed-coupon bond with `stepcpncfamounts`, MATLAB software generates an error.

Examples

This example generates stepped cash flows for three different bonds, all paying interest semiannually. Their life span is about 18 to 19 years each:

- Bond A has two conversions, but the first one occurs on the settlement date and immediately expires.
- Bond B has three conversions, with conversion dates exactly on the coupon dates.
- Bond C has three conversions, with some conversion dates not on the coupon dates. It has the longest maturity. This case illustrates that only cash flows for full periods after conversion dates are affected, as illustrated below.



The following table illustrates the interest rate characteristics of this bond portfolio.

| Bond A Dates | Bond A Rates | Bond B Dates | Bond B Rates | Bond C Dates | Bond C Rates |
|------------------------------------|-------------------------|------------------------------------|-------------------------|------------------------------------|-------------------------|
| Settle (02-Aug-92) | 7.5% | Settle (02-Aug-92) | 7.5% | Settle (02-Aug-92) | 2.5% |
| First Conversion (02-Aug-92) | 8.875% | First Conversion (15-Jun-97) | 8.875% | First Conversion (14-Jun-97) | 5.0% |

stepcpncfamounts

| Bond A Dates | Bond A Rates | Bond B Dates | Bond B Rates | Bond C Dates | Bond C Rates |
|-------------------------------|--------------|-------------------------------|--------------|-------------------------------|--------------|
| Second Conversion (15-Jun-03) | 9.25% | Second Conversion (15-Jun-01) | 9.25% | Second Conversion (14-Jun-01) | 7.5% |
| Maturity (15-Jun-10) | NaN | Third Conversion (15-Jun-05) | 10.0% | Third Conversion (14-Jun-05) | 10.0% |
| | | Maturity (15-Jun-10) | NaN | Maturity (15-Jun-11) | NaN |

```

Settle = datenum('02-Aug-1992');

ConvDates = [datenum('02-Aug-1992'), datenum('15-Jun-2003'),...
             nan;
             datenum('15-Jun-1997'), datenum('15-Jun-2001'),...
             datenum('15-Jun-2005');
             datenum('14-Jun-1997'), datenum('14-Jun-2001'),...
             datenum('14-Jun-2005')];

Maturity = [datenum('15-Jun-2010');
            datenum('15-Jun-2010');
            datenum('15-Jun-2011')];

CouponRates = [0.075 0.08875 0.0925 nan;
               0.075 0.08875 0.0925 0.1;
               0.025 0.05 0.0750 0.1];

Basis = 1;
Period = 2;
EndMonthRule = 1;
Face = 100;

```

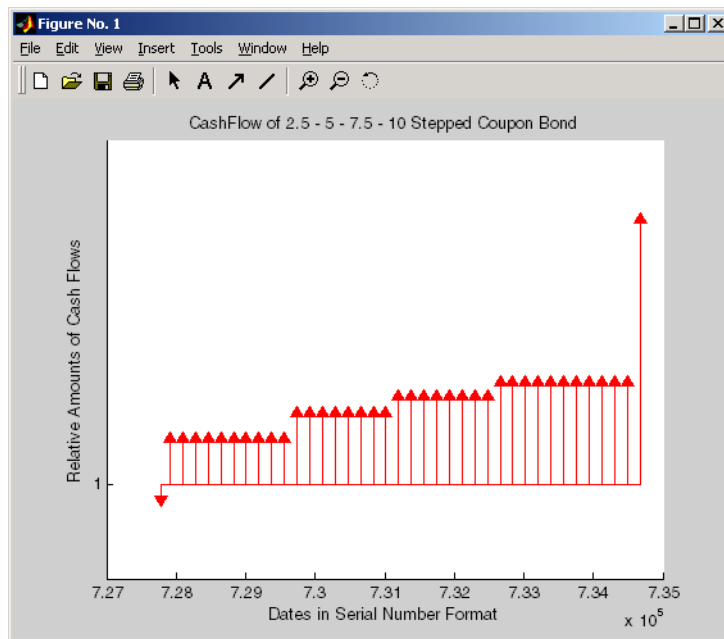
Call `stepcpncfamounts` to compute cash flows and timings.

```
[CFlows, CDates, CTimes] = stepcpncfamounts(Settle, Maturity, ...
```

```
ConvDates, CouponRates);
```

Visualize the third bond cash flows (2.5 - 5 - 7.5 - 10). (cfplot is available at /finance/findemos/cfplot.m.)

```
cfplot(CDates(3,:),CFlows(3,:));
xlabel('Dates in Serial Number Format')
ylabel('Relative Amounts of Cash Flows')
title('CashFlow of 2.5 - 5 - 7.5 - 10 Stepped Coupon Bond')
```



See Also [stepcpnprice](#), [stepcpnyield](#)

stepcpnprice

Purpose Price bond with stepped coupons

Syntax [Price, AccruedInterest] = stepcpnprice(Yield, Settle, Maturity, ConvDates, CouponRates, Period, Basis, EndMonthRule, Face)

Arguments

| | |
|-------------|----------------------------------------------------------------------------------------------------------------------------------------------------------------------------------------------------------------------------------------------------------------------------------------------------------------------------------------------------|
| Yield | Scalar or vector containing yield to maturity of instruments. |
| Settle | Settlement date. A scalar or vector of serial date numbers. Settle must be earlier than or equal to Maturity . |
| Maturity | Maturity date. A scalar or vector of serial date numbers. |
| ConvDates | Matrix of serial date numbers representing conversion dates after Settle . Size = number of instruments by maximum number of conversions. Fill unspecified entries with NaN. |
| CouponRates | Matrix indicating the coupon rates for each bond in decimal form. Size = number of instruments by maximum number of conversions + 1. First column of this matrix contains rates applicable between Settle and the first conversion date (date in the first column of ConvDates). Fill unspecified entries with NaN. See Note below. |
| Period | (Optional) Coupons per year of the bond. A vector of integers. Allowed values are 0, 1, 2, 3, 4, 6, and 12. Default = 2. |

| | |
|---------------------|---------------------------------------------------------------------------------------------------------------------------------------------------------------------------------------------------------------------------------------------------------------------------------------------------------------------------------------------------------------------------------------------------------------------------------------------------------------------------------------------------------------------------------------------------------------|
| Basis | <p>(Optional) Day-count basis of the instrument. A vector of integers.</p> <ul style="list-style-type: none">• 0 = actual/actual (default)• 1 = 30/360 (SIA)• 2 = actual/360• 3 = actual/365• 4 = 30/360 (BMA)• 5 = 30/360 (ISDA)• 6 = 30/360 (European)• 7 = actual/365 (Japanese)• 8 = actual/actual (ICMA)• 9 = actual/360 (ICMA)• 10 = actual/365 (ICMA)• 11 = 30/360E (ICMA)• 12 = actual/actual (ISDA)• 13 = BUS/252 |
| EndMonthRule | <p>(Optional) End-of-month rule. A vector. This rule applies only when <code>Maturity</code> is an end-of-month date for a month having 30 or fewer days. 0 = ignore rule, meaning that a bond's coupon payment date is always the same numerical day of the month. 1 = set rule on (default), meaning that a bond's coupon payment date is always the last actual day of the month.</p> |
| Face | <p>(Optional) Face value of each bond in the portfolio. Default = 100.</p> |

stepcpnprice

All arguments must be scalars or number of bonds (NUMBONDS)-by-1 vectors, except for `ConvDates` and `CouponRates`.

Note `ConvDates` has the same number of rows as `CouponRate` to reflect the same number of bonds. However, `ConvDates` has one less column than `CouponRate`. This situation is illustrated by

```
Settle-----ConvDate1-----ConvDate2-----Maturity
                                     Rate1           Rate2           Rate3
```

Description

`[Price, AccruedInterest] = stepcpnprice(Yield, Settle, Maturity, ConvDates, CouponRates, Period, Basis, EndMonthRule, Face)` computes the price of bonds with stepped coupons given the yield to maturity. The function supports any number of conversion dates.

`Price` is a NUMBONDS-by-1 vector of clean prices.

`AccruedInterest` is a NUMBONDS-by-1 vector of accrued interest payable at settlement dates.

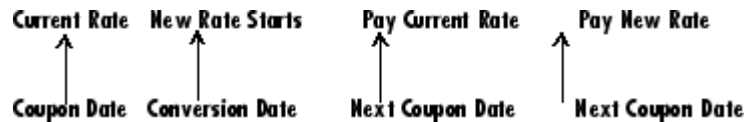
Note For bonds with fixed coupons, use `bndprice`. If you use a fixed-coupon bond with `stepcpnprice`, you will receive the error: `incorrect number of inputs`.

Examples

Compute the price and accrued interest due on a portfolio of stepped-coupon bonds having a yield of 7.221%, given three conversion scenarios:

- Bond A has two conversions, the first one falling on the settle date and immediately expiring.

- Bond B has three conversions, with conversion dates exactly on the coupon dates.
- Bond C has three conversions, with one or more conversion dates not on coupon dates. This case illustrates that only cash flows for full periods after conversion dates are affected, as illustrated below.



The following table illustrates the interest rate characteristics of this bond portfolio.

| Bond A Dates | Bond A Rates | Bond B Dates | Bond B Rates | Bond C Dates | Bond C Rates |
|-------------------------------|--------------|-------------------------------|--------------|-------------------------------|--------------|
| Settle (02-Aug-92) | 7.5% | Settle (02-Aug-92) | 7.5% | Settle (02-Aug-92) | 7.5% |
| First Conversion (02-Aug-92) | 8.875% | First Conversion (15-Jun-97) | 8.875% | First Conversion (14-Jun-97) | 8.875% |
| Second Conversion (15-Jun-03) | 9.25% | Second Conversion (15-Jun-01) | 9.25% | Second Conversion (14-Jun-01) | 9.25% |
| Maturity (15-Jun-10) | NaN | Third Conversion (15-Jun-05) | 10.0% | Third Conversion (14-Jun-05) | 10.0% |
| | | Maturity (15-Jun-10) | NaN | Maturity (15-Jun-10) | NaN |

```

Yield = 0.07221;
Settle = datenum('02-Aug-1992');
ConvDates = [datenum('02-Aug-1992'), datenum('15-Jun-2003'),...
             nan;

```

stepcpnprice

```
        datenum('15-Jun-1997'), datenum('15-Jun-2001'),...
        datenum('15-Jun-2005');
        datenum('14-Jun-1997'), datenum('14-Jun-2001'),...
        datenum('14-Jun-2005')];
Maturity = datenum('15-Jun-2010');

CouponRates = [0.075 0.08875 0.0925 nan;
               0.075 0.08875 0.0925 0.1;
               0.075 0.08875 0.0925 0.1];

Basis = 1;
Period = 2;
EndMonthRule = 1;
Face = 100;

[Price, AccruedInterest] = ...
stepcpnprice(Yield, Settle, Maturity, ConvDates, CouponRates, ...
Period, Basis, EndMonthRule, Face)

Price =

    117.3824
    113.4339
    113.4339

AccruedInterest =

    1.1587
    0.9792
    0.9792
```

References

This function adheres to *SIA Fixed Income Securities Formulas for Price, Yield, and Accrued Interest*, Volume 1, 3rd edition, pp. 120 - 123, on zero-coupon instruments pricing.

See Also

bndprice, cdprice, stepcpncfamounts, stepcpnyield, tbillprice, zeroprice

Purpose

Yield to maturity of bond with stepped coupons

Syntax

Yield = stepcpnyield(Price, Settle, Maturity, ConvDates, CouponRate, Period, Basis, EndMonthRule, Face)

Arguments

| | |
|-------------|----------------------------------------------------------------------------------------------------------------------------------------------------------------------------------------------------------------------------------------------------------------------------------------------------------------------------------------------------|
| Price | Vector containing price of the bonds. |
| Settle | Settlement date. A vector of serial date numbers. Settle must be earlier than or equal to Maturity . |
| Maturity | Maturity date. A vector of serial date numbers. |
| ConvDates | Matrix of serial date numbers representing conversion dates after Settle . Size = number of instruments by maximum number of conversions. Fill unspecified entries with NaN. |
| CouponRates | Matrix indicating the coupon rates for each bond in decimal form. Size = number of instruments by maximum number of conversions + 1. First column of this matrix contains rates applicable between Settle and the first conversion date (date in the first column of ConvDates). Fill unspecified entries with NaN. See Note below. |
| Period | (Optional) Coupons per year of the bond. A vector of integers. Allowed values are 0, 1, 2, 3, 4, 6, and 12. Default = 2. |

| | |
|---------------------|---------------------------------------------------------------------------------------------------------------------------------------------------------------------------------------------------------------------------------------------------------------------------------------------------------------------------------------------------------------------------------------------------------------------------------------------------------------------------------------------------------------------------------------------------------------|
| Basis | <p>(Optional) Day-count basis of the instrument. A vector of integers.</p> <ul style="list-style-type: none">• 0 = actual/actual (default)• 1 = 30/360 (SIA)• 2 = actual/360• 3 = actual/365• 4 = 30/360 (BMA)• 5 = 30/360 (ISDA)• 6 = 30/360 (European)• 7 = actual/365 (Japanese)• 8 = actual/actual (ICMA)• 9 = actual/360 (ICMA)• 10 = actual/365 (ICMA)• 11 = 30/360E (ICMA)• 12 = actual/actual (ISDA)• 13 = BUS/252 |
| EndMonthRule | <p>(Optional) End-of-month rule. A vector. This rule applies only when Maturity is an end-of-month date for a month having 30 or fewer days. 0 = ignore rule, meaning that a bond's coupon payment date is always the same numerical day of the month. 1 = set rule on (default), meaning that a bond's coupon payment date is always the last actual day of the month.</p> |
| Face | <p>(Optional) Face value of each bond in the portfolio. Default = 100.</p> |

All arguments must be number of bonds (NUMBONDS)-by-1 vectors, except for ConvDates and CouponRate.

Note ConvDates has the same number of rows as CouponRate to reflect the same number of bonds. However, ConvDates has one less column than CouponRate. This situation is illustrated by

```

Settle-----ConvDate1-----ConvDate2-----Maturity
                                     Rate1           Rate2           Rate3
    
```

Description

Yield = stepcpnyield(Price, Settle, Maturity, ConvDates, CouponRate, Period, Basis, EndMonthRule, Face) computes the yield to maturity of bonds with stepped coupons given the price. The function supports any number of conversion dates.

Yield is a NUMBONDS-by-1 vector of yields to maturity in decimal form.

Note For bonds with fixed coupons, use bndyield. You will receive the error incorrect number of inputs if you use a fixed-coupon bond with stepcpnyield.

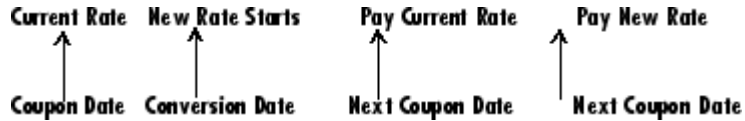
Examples

Find the yield to maturity of three stepped-coupon bonds of known price, given three conversion scenarios:

- Bond A has two conversions, the first one falling on the settle date and immediately expiring.
- Bond B has three conversions, with conversion dates exactly on the coupon dates.

stepcpnyield

- Bond C has three conversions, with one or more conversion dates not on coupon dates. This case illustrates that only cash flows for full periods after conversion dates are affected, as illustrated below.



The following table illustrates the interest rate characteristics of this bond portfolio.

| Bond A Dates | Bond A Rates | Bond B Dates | Bond B Rates | Bond C Dates | Bond C Rates |
|-------------------------------|---------------------|-------------------------------|---------------------|-------------------------------|---------------------|
| Settle (02-Aug-92) | 7.5% | Settle (02-Aug-92) | 7.5% | Settle (02-Aug-92) | 7.5% |
| First Conversion (02-Aug-92) | 8.875% | First Conversion (15-Jun-97) | 8.875% | First Conversion (14-Jun-97) | 8.875% |
| Second Conversion (15-Jun-03) | 9.25% | Second Conversion (15-Jun-01) | 9.25% | Second Conversion (14-Jun-01) | 9.25% |
| Maturity (15-Jun-10) | NaN | Third Conversion (15-Jun-05) | 10.0% | Third Conversion (14-Jun-05) | 10.0% |
| | | Maturity (15-Jun-10) | NaN | Maturity (15-Jun-10) | NaN |

```
format long
```

```
Price = [117.3824; 113.4339; 113.4339];
```

```
Settle = datenum('02-Aug-1992');
```

```
ConvDates = [datenum('02-Aug-1992'), datenum('15-Jun-2003'), nan;
```

```
datenum('15-Jun-1997'), datenum('15-Jun-2001'), datenum('15-Jun-2005')];
```

```
datenum('14-Jun-1997'), datenum('14-Jun-2001'), datenum('14-Jun-2005')];
```

```
Maturity = datenum('15-Jun-2010');

CouponRates = [0.075 0.08875 0.0925 nan;
               0.075 0.08875 0.0925 0.1;
               0.075 0.08875 0.0925 0.1];

Basis = 1;
Period = 2;
EndMonthRule = 1;
Face = 100;

Yield = stepcpnyield(Price, Settle, Maturity, ConvDates, ...
                   CouponRates, Period, Basis, EndMonthRule, Face)

Yield =

0.07221440204915
0.07221426780036
0.07221426780036
```

References

This function adheres to *SIA Fixed Income Securities Formulas for Price, Yield, and Accrued Interest*, Volume 1, 3rd edition, pp. 120 - 123, on zero-coupon instruments pricing.

See Also

bndprice, cdprice, stepcpncfamounds, stepcpnprice, tbillprice, zeroprice

tbilldisc2yield

Purpose Convert Treasury bill discount to equivalent yield

Syntax [BEYield MMYield] = tbilldisc2yield(Discount, Settle, Maturity)

Arguments

| | |
|----------|------------------------------------------------------------------------------------|
| Discount | Discount rate of Treasury bills in decimal. The discount rate basis is actual/360. |
| Settle | Settlement date. Settle must be earlier than or equal to Maturity. |
| Maturity | Maturity date. |

Inputs must either be a scalar or a vector of size equal to the number of Treasury bills (NTBILLS) by 1 or 1-by-NTBILLS.

Description [BEYield MMYield] = tbilldisc2yield(Yield, Settle, Maturity) converts the discount rate on Treasury bills into their respective money-market or bond-equivalent yields.

BEYield is an NTBILLS-by-1 vector of bond-equivalent yields. The bond-equivalent yield basis is actual/365.

MMYield is an NTBILLS-by-1 vector of money-market yields. The money-market yield basis is actual/360.

Examples

Given a Treasury bill with these characteristics, compute the bond-equivalent and money-market yields.

```
Discount = 0.0497;  
Settle = '01-Oct-02';  
Maturity = '31-Mar-03';
```

```
[BEYield MMYield] = tbilldisc2yield(Discount, Settle, Maturity)
```

```
BEYield =
```

0.0517

MMYield =

0.0510

References

This function adheres to *SIA Fixed Income Securities Formulas for Price, Yield, and Accrued Interest*, Volume 1, 3rd edition, pp. 44 - 45 (on Treasury bills), and *Money Market and Bond Calculation* by Stigum and Robinson.

See Also

tbillyield2disc, zeroyield

tbillprice

Purpose Price Treasury bill

Syntax Price = tbillprice(Rate, Settle, Maturity, Type)

Arguments

| | |
|----------|-----------------------------------------------------------------------------------------------------------------------------------------------|
| Rate | Bond-equivalent yield, money-market yield, or discount rate in decimal. |
| Settle | Settlement date. Settle must be earlier than or equal to Maturity. |
| Maturity | Maturity date. |
| Type | (Optional) Rate type. Determines how to interpret values entered in Rate. 1 = money market (default). 2 = bond-equivalent. 3 = discount rate. |

All arguments must be a scalar or some Treasury bills (NTBILLS) by 1 or 1-by-NTBILLS vector.

Note The bond-equivalent yield basis is actual/365. The money-market yield basis is actual/360. The discount rate basis is actual/360.

Description Price = tbillprice(Rate, Settle, Maturity, Type) computes the price of a Treasury bill given a yield or discount rate.

Price is an NTBILLS-by-1 vector of T-bill prices for every \$100 face.

Examples **Example 1.** Given a Treasury bill with these characteristics, compute the price of the Treasury bill using the bond-equivalent yield as input.

```
Rate = 0.045;  
Settle = '01-Oct-02';
```



```
Maturity = '31-Mar-03';

Type = 2;

Price = tbillprice(Rate, Settle, Maturity, Type)

Price =

    97.8172
```

Example 2. Use `tbillprice` to price a portfolio of Treasury bills.

```
Rate = [0.045; 0.046];
Settle = {'02-Jan-02'; '01-Mar-02'};
Maturity = {'30-June-02'; '30-June-02'};
Type = [2 3];

Price = tbillprice(Rate, Settle, Maturity, Type)

Price =

    97.8408
    98.4539
```

References

This function adheres to *SIA Fixed Income Securities Formulas for Price, Yield, and Accrued Interest*, Volume 1, 3rd edition, pp. 44 - 45 (on Treasury bills), and *Money Market and Bond Calculation* by Stigum and Robinson.

See Also

`tbillyield`, `zeroprice`

Purpose Break-even discount of repurchase agreement

Syntax `TBEDiscount = tbillrepo(RepoRate, InitialDiscount, PurchaseDate, SaleDate, Maturity)`

Arguments

| | |
|------------------------------|-------------------------------------------------------------------|
| <code>RepoRate</code> | The annualized, 360-day based repurchase rate, in decimal. |
| <code>InitialDiscount</code> | Discount on the Treasury bill on the day of purchase, in decimal. |
| <code>PurchaseDate</code> | Date the Treasury bill is purchased. |
| <code>SaleDate</code> | Date the Treasury bill repurchase term is due. |
| <code>Maturity</code> | Treasury bill maturity date. |

All arguments must be a scalar or some Treasury bills (NTBILLS) by 1 or a 1-by-NTBILLS vector.

All dates must be in serial date number format.

Description `TBEDiscount = tbillrepo(RepoRate, InitialDiscount, PurchaseDate, SaleDate, Maturity)` computes the true break-even discount of a repurchase agreement. `TBEDiscount` can be a scalar or vector of size `NTBills-by-1`.

Examples Compute the true break-even discount on a Treasury bill repurchase agreement.

```
RepoRate = [0.045; 0.0475];
InitialDiscount = 0.0475;
PurchaseDate = '3-Jan-2002';
SaleDate = '3-Feb-2002';
Maturity = '3-Apr-2002';
```

```
TBEDiscount = tbillrepo(RepoRate, InitialDiscount,...  
PurchaseDate, SaleDate, Maturity)
```

```
TBEDiscount =
```

```
0.0491
```

```
0.0478
```

References

This function adheres to *SIA Fixed Income Securities Formulas for Price, Yield, and Accrued Interest*, Volume 1, 3rd edition, pp. 44 - 45 (on Treasury bills), and *Money Market and Bond Calculation* by Stigum and Robinson.

tbillval01

Purpose Value of one basis point

Syntax [Val01Disc, Val01MMY, Val01BEY] = tbillval01(Settle, Maturity)

Arguments

Settle Settlement date of Treasury bills. **Settle** must be earlier than or equal to **Maturity**.

Maturity Maturity date of Treasury bills.

Description

[Val01Disc, Val01MMY, Val01BEY] = tbillval01(Settle, Maturity) calculates the value of one basis point of \$100 Treasury bill face value on the discount rate, money-market yield, or bond-equivalent yield.

Val01Disc is the value of one basis point of discount rate.

Val01MMY is the value of one basis point of money-market yield.

Val01BEY is the value of one basis point of bond-equivalent yield.

All outputs are of size equal to the number of Treasury bills (NTBILLS) by 1.

Examples

Given a Treasury bill with these settle and maturity dates, compute the value of one basis point.

```
Settle = '01-Mar-03';
Maturity = '30-June-03';
[Val01Disc, Val01MMY, Val01BEY] = tbillval01(Settle, Maturity)

Val01Disc =

    0.0034
```

Val01MMY =

0.0034

Val01BEY =

0.0033

References

This function adheres to *SIA Fixed Income Securities Formulas for Price, Yield, and Accrued Interest*, Volume 1, 3rd edition, pp 108 - 115, on zero coupon instrument pricing.

See Also

tbilldisc2yield, tbillprice, tbillyield, tbillyield2disc

tbillyield

Purpose Yield on Treasury bill

Syntax [MMYield, BEYield, Discount] = tbillyield(Price, Settle, Maturity)

Arguments

Price Price of Treasury bills for every \$100 face value.

Settle Settlement date. Settle must be earlier than or equal to Maturity.

Maturity Maturity date.

All arguments must be a scalar or some Treasury bills (NTBILLS) by 1 or 1-by-NTBILLS vector.

Description

[MMYield, BEYield, Discount] = tbillyield(Price, Settle, Maturity) computes the yield of U.S. Treasury bills given Price, Settle, and Maturity. MMYield is the money-market yields of the Treasury bills. BEYield is the bond equivalent yields of the Treasury bills. Discount is the discount rates of the Treasury bills.

All outputs are NTBILLS-by-1 vectors.

Note The money-market yield basis is actual/360. The bond-equivalent yield basis is actual/365. The discount rate basis is actual/360.

Examples

Given a Treasury bill with these characteristics, compute the money-market and bond-equivalent yields and the discount rate.

```
Price = 98.75;  
Settle = '01-Oct-02';  
Maturity = '31-Mar-03';
```

```
[MMYield, BEYield, Discount] = tbillyield(Price, Settle,...  
Maturity)
```

```
MMYield =
```

```
0.0252
```

```
BEYield =
```

```
0.0255
```

```
Discount =
```

```
0.0249
```

References

This function adheres to *SIA Fixed Income Securities Formulas for Price, Yield, and Accrued Interest*, Volume 1, 3rd edition, pp. 44 - 45 (on Treasury bills), and *Money Market and Bond Calculation* by Stigum and Robinson.

See Also

tbilldisc2yield, tbillprice, tbillyield2disc, zeroyield

tbillyield2disc

Purpose Convert Treasury bill yield to equivalent discount

Syntax `Discount = tbillyield2disc(Yield, Settle, Maturity, Type)`

Arguments

| | |
|----------|--------------------------------------------------------------------------------------------------------------------------------------------|
| Yield | Yield of Treasury bills in decimal. |
| Settle | Settlement date. <code>Settle</code> must be earlier than or equal to <code>Maturity</code> . |
| Maturity | Maturity date. |
| Type | (Optional) Yield type. Determines how to interpret values entered in <code>Yield</code> . 1 = money market (default). 2 = bond-equivalent. |

Inputs must either be a scalar or a vector of size equal to the number of Treasury bills (NTBILLS) by 1 or 1-by-NTBILLS.

Note The money-market yield basis is actual/360. The bond-equivalent yield basis is actual/365. The discount rate basis is actual/360.

Description

`Discount = tbillyield2disc(Yield, Settle, Maturity, Type)` converts the yield on some Treasury bills into their respective discount rates.

`Discount` is a NTBILLS-by-1 vector of T-bill discount rates.

Examples

Given a Treasury bill with these characteristics, compute the discount rate on a money-market basis.

```
Yield = 0.0497;  
Settle = '01-Oct-02';  
Maturity = '31-Mar-03';
```

```
Discount = tbillyield2disc(Yield, Settle, Maturity)
```


Discount =

0.0485

Now recompute the discount on a bond-equivalent basis.

Discount = `tbillyield2disc(Yield, Settle, Maturity, 2)`

Discount =

0.0478

References

This function adheres to *SIA Fixed Income Securities Formulas for Price, Yield, and Accrued Interest*, Volume 1, 3rd edition, pp. 44 - 45 (on Treasury bills), and *Money Market and Bond Calculation* by Stigum and Robinson.

See Also

`tbilldisc2yield`

tfutbyprice

Purpose Future prices of Treasury bonds given spot price

Syntax `QtdFutPrice = tfutbyprice(SpotCurve, Price, SettleFut, MatFut, ConvFactor, CouponRate, Maturity, Interpolation)`

Arguments

| | |
|----------------------|-----------------------------------------------------------------------------------------------------------------------------------------------------------------------------------|
| SpotCurve | Treasury spot curve; a number of futures (NFUT) by 3 matrix in the form of [SpotDates SpotRates Compounding]. Allowed compounding values are -1, 1, 2 (default), 3, 4, and 12. |
| Price | Scalar or vector containing prices of Treasury bonds or notes per \$100 notional. Use <code>bndprice</code> for theoretical value of bond. |
| SettleFut | Scalar or vector of identical elements containing settlement date of futures contract. |
| MatFut | Scalar or vector containing maturity dates (or anticipated delivery dates) of futures contract. |
| ConvFactor | Conversion factor. See <code>convfactor</code> . |
| CouponRate | Scalar or vector containing underlying bond annual coupon in decimal. |
| Maturity | Scalar or vector containing underlying bond maturity. |
| Interpolation | (Optional) Interpolation method. Available methods are (0) nearest, (1) linear, and (2) cubic. Default = 1. See <code>interp1</code> for more information. |

Inputs (except `SpotCurve`) must either be a scalar or a vector of size equal to the number of Treasury futures (NFUT) by 1 or 1-by-NFUT.

Description

QtdFutPrice = tfutbyprice(SpotCurve, Price, SettleFut, MatFut, ConvFactor, CouponRate, Maturity, Interpolation) computes future prices of Treasury notes and bonds given the spot price.

In addition, you can use the Fixed-Income Toolbox method `getZeroRates` for an `IRDataCurve` object with a `Dates` property to create a vector of dates and data acceptable for `tfutbyprice`. For more information, see “Converting an `IRDataCurve` or `IRFunctionCurve` Object” on page 5-25.

Examples

Determine the future price of two Treasury bonds based upon a spot rate curve constructed from data for November 14, 2002.

```
% Constructing spot curve from Nov 14, data
Bonds = [datenum('02/13/2003'),      0;
         datenum('05/15/2003'),      0;
         datenum('10/31/2004'),    0.02125;
         datenum('11/15/2007'),     0.03;
         datenum('11/15/2012'),     0.04;
         datenum('02/15/2031'),    0.05375];

Yields = [1.20; 1.25; 1.86; 2.99; 4.02; 4.93]/100;

Settle = datenum('11/15/2002');

[ZeroRates, CurveDates] = ...
zbyield(Bonds, Yields, Settle);

SpotCurve = [CurveDates, ZeroRates];

% Calculating a particular bond's future quoted price
RefDate   = [datenum('1-Dec-2002'); datenum('1-Mar-2003')];
MatFut    = [datenum('15-Dec-2002'); datenum('15-Mar-2003')];
Maturity  = [datenum('15-Aug-2009'); datenum('15-Aug-2010')];
CouponRate = [0.06;0.0575];
ConvFactor = convfactor(RefDate, Maturity, CouponRate);
Price = [114.416; 113.171];
```

tfutbyprice

```
Interpolation = 1;  
  
QtdFutPrice = tfutbyprice(SpotCurve, Price, Settle, ...  
MatFut, ConvFactor, CouponRate, Maturity, Interpolation)  
  
QtdFutPrice =  
  
    114.0409  
    113.4029
```

This compares with closing prices of 113.93 and 112.68. The differences are expected due to the nature of the contract and data that is not directly comparable.

See Also

convfactor, tfutbyyield

Purpose

Future prices of Treasury bonds given current yield

Syntax

`QtdFutPrice = tfutbyyield(SpotCurve, Yield, SettleFut, MatFut, ConvFactor, CouponRate, Maturity, Interpolation)`

Arguments

| | |
|----------------------------|---------------------------------------------------------------------------------------------------------------------------------------------------------------------------------------|
| <code>SpotCurve</code> | Treasury spot curve. A number of futures (NFUT)-by-3 matrix in the form of [SpotDates SpotRates Compounding]. Allowed compounding values are -1, 1, 2 (default), 3, 4, and 12. |
| <code>Yield</code> | Scalar or vector containing yield to maturity of bonds. Use <code>bndyield</code> for theoretical value of bond yield. |
| <code>SettleFut</code> | Scalar or vector of identical elements containing settlement date of futures contract. |
| <code>MatFut</code> | Scalar or vector containing maturity dates (or anticipated delivery dates) of futures contract. |
| <code>ConvFactor</code> | Conversion factor. See <code>convfactor</code> . |
| <code>CouponRate</code> | Scalar or vector containing underlying bond annual coupon in decimal. |
| <code>Maturity</code> | Scalar or vector containing underlying bond maturity. |
| <code>Interpolation</code> | (Optional) Interpolation method. Available methods are (0) nearest, (1) linear, and (2) cubic. Default = 1. See <code>interp1</code> for more information. |

Inputs (except `SpotCurve`) must either be a scalar or a vector of size equal to the number of Treasury futures (NFUT) by 1 or 1-by-NFUT.

Description

`QtdFutPrice = tfutbyyield(SpotCurve, Yield, SettleFut, MatFut, ConvFactor, CouponRate, Maturity, Interpolation)`

computes future prices of Treasury notes and bonds given current yields of Treasury bonds/notes.

In addition, you can use the Fixed-Income Toolbox method `getZeroRates` for an `IRDataCurve` object with a `Dates` property to create a vector of dates and data acceptable for `tfutbyyield`. For more information, see “Converting an `IRDataCurve` or `IRFunctionCurve` Object” on page 5-25.

Examples

Determine the future price of two Treasury bonds based upon a spot rate curve constructed from data for November 14, 2002.

```
% Constructing spot curve from Nov 14, data
Bonds = [datenum('02/13/2003'),      0;
         datenum('05/15/2003'),      0;
         datenum('10/31/2004'),    0.02125;
         datenum('11/15/2007'),     0.03;
         datenum('11/15/2012'),     0.04;
         datenum('02/15/2031'),    0.05375];

Yields = [1.20; 1.25; 1.86; 2.99; 4.02; 4.93]/100;

Settle = datenum('11/15/2002');

[ZeroRates, CurveDates] = ...
zbtyield(Bonds, Yields, Settle);

SpotCurve = [CurveDates, ZeroRates];

% Calculating a particular bond's future quoted price
RefDate    = [datenum('1-Dec-2002'); datenum('1-Mar-2003')];
MatFut     = [datenum('15-Dec-2002'); datenum('15-Mar-2003')];
Maturity   = [datenum('15-Aug-2009'); datenum('15-Aug-2010')];
CouponRate = [0.06; 0.0575];
ConvFactor = convfactor(RefDate, Maturity, CouponRate);
Yield      = [0.03576; 0.03773];
Interpolation = 1;
```

```
QtdFutPrice = tfutbyyield(SpotCurve, Yield, Settle, ...  
MatFut, ConvFactor, CouponRate, Maturity, Interpolation)
```

```
QtdFutPrice =
```

```
114.0416
```

```
113.4034
```

This compares to closing prices of 113.93 and 112.68. The differences are expected because of the nature of the contract and data that are not directly comparable.

See Also

convfactor, tfutbyprice

tfutimprepo

Purpose Implied repo rates for Treasury bond future given price

Syntax `ImpliedRepo = tfutimprepo(ReinvestData, Price, QtdFutPrice, Settle, MatFut, ConvFactor, CouponRate, Maturity)`

Arguments

| | |
|--------------|--------------------------------------------------------------------------------------------------------------------------------------------------------------------------------------------------------------------------------------------------------------------------------------------|
| ReinvestData | Number of futures (NFUT) by 2 matrix of rates and bases for the reinvestment of intervening coupons in the form of [ReinvestRate ReinvestBasis]. ReinvestRate is the simple reinvestment rate, in decimal. Specify ReinvestBasis as 0 = not reinvested, 2 = actual/360, or 3 = actual/365. |
| Price | Current bond price per \$100 notional. |
| QtdFutPrice | Quoted bond futures price per \$100 notional. |
| Settle | Settlement/valuation date of futures contract. |
| MatFut | Maturity date (or anticipated delivery dates) of futures contract. |
| ConvFactor | Conversion factor. See convfactor. |
| CouponRate | Underlying bond annual coupon, in decimal. |
| Maturity | Underlying bond maturity date. |

Inputs (except ReinvestData) must either be a scalar or a vector of size equal to the number of Treasury futures (NFUT) by 1 or 1-by-NFUT.

Description `ImpliedRepo = tfutimprepo(ReinvestData, Price, QtdFutPrice, Settle, MatFut, ConvFactor, CouponRate, Maturity)` computes the implied repo rate that prevents arbitrage of Treasury bond futures, given the clean price at the settlement and delivery dates.

ImpliedRepo is the implied annual repo rate, in decimal, with an actual/360 basis.

Examples

Compute the implied repo rate given the following set of data.

```

ReinvestData = [0.018 3];
Price = [114.4160; 113.1710];
QtdFutPrice = [114.1201; 113.7090];
Settle = datenum('11/15/2002');
MatFut = [datenum('15-Dec-2002'); datenum('15-Mar-2003')];
ConvFactor = [1; 0.9854];
CouponRate = [0.06; 0.0575];
Maturity = [datenum('15-Aug-2009'); datenum('15-Aug-2010')];

ImpliedRepo = tfutimprepo(ReinvestData, Price, QtdFutPrice, ...
Settle, MatFut, ConvFactor, CouponRate, Maturity)

ImpliedRepo =

    0.0200
    0.0200
    
```

See Also

tfutpricebyrepo, tfutyieldbyrepo

tfutpricebyrepo

Purpose Implied repo rates given Treasury bond future price

Syntax [QtdFutPrice AccrInt] = tfutpricebyrepo(RepoData, ReinvestData, Price, Settle, MatFut, ConvFactor, CouponRate, Maturity)

Arguments

| | |
|--------------|--------------------------------------------------------------------------------------------------------------------------------------------------------------------------------------------------------------------------------------------------------------------------------------------|
| RepoData | Number of futures (NFUT) by 2 matrix of simple term repo/funding rates in decimal and their bases in the form of [RepoRate RepoBasis]. Specify RepoBasis as 2 = actual/360 or 3 = actual/365. |
| ReinvestData | Number of futures (NFUT) by 2 matrix of rates and bases for the reinvestment of intervening coupons in the form of [ReinvestRate ReinvestBasis]. ReinvestRate is the simple reinvestment rate, in decimal. Specify ReinvestBasis as 0 = not reinvested, 2 = actual/360, or 3 = actual/365. |
| Price | Quoted clean prices of Treasury bonds per \$100 notional at Settle. |
| Settle | Settlement/valuation date of futures contract. |
| MatFut | Maturity date (or anticipated delivery dates) of futures contract. |
| ConvFactor | Conversion factor. See convfactor. |
| CouponRate | Underlying bond annual coupon, in decimal. |
| Maturity | Underlying bond maturity date. |

Inputs (except RepoData and ReinvestData) must either be a scalar or a vector of size equal to the number of Treasury futures (NFUT) by 1 or 1-by-NFUT.

Description

[QtdFutPrice AccrInt] = tfutpricebyrepo(RepoData, ReinvestData, Price, Settle, MatFut, ConvFactor, CouponRate, Maturity) computes the theoretical futures bond price given the settlement price, the repo/funding rates, and the reinvestment rate.

QtdFutPrice is the quoted futures price, per \$100 notional.

AccrInt is the accrued interest due at the delivery date, per \$100 notional.

Examples

Compute the quoted futures price and accrued interest due on the target delivery date, given the following data.

```
RepoData      = [0.020  2];
ReinvestData  = [0.018  3];
Price         = [114.416; 113.171];
Settle        = datenum('11/15/2002');
MatFut        = [datenum('15-Dec-2002'); datenum('15-Mar-2003')];
ConvFactor    = [1 ; 0.9854];
CouponRate    = [0.06;0.0575];
Maturity      = [datenum('15-Aug-2009'); datenum('15-Aug-2010')];
```

```
[QtdFutPrice AccrInt] = tfutpricebyrepo(RepoData, ...
ReinvestData, Price, Settle, MatFut, ConvFactor, CouponRate, ...
Maturity)
```

```
QtdFutPrice =
```

```
114.1201
```

```
113.7090
```

```
AccrInt =
```

```
1.9891
```

```
0.4448
```

See Also

tfutimprepo, tfutyieldbyrepo

tfutyieldbyrepo

Purpose Implied repo rates given Treasury bond future yield

Syntax `FwdYield = tfutyieldbyrepo(RepoData, ReinvestData, Yield, Settle, MatFut, ConvFactor, CouponRate, Maturity)`

Arguments

| | |
|---------------------|--------------------------------------------------------------------------------------------------------------------------------------------------------------------------------------------------------------------------------------------------------------------------------------------|
| RepoData | Number of futures (NFUT) by 2 matrix of simple term repo/funding rates in decimal and their bases in the form of [RepoRate RepoBasis]. Specify RepoBasis as 2 = actual/360 or 3 = actual/365. |
| ReinvestData | Number of futures (NFUT) by 2 matrix of rates and bases for the reinvestment of intervening coupons in the form of [ReinvestRate ReinvestBasis]. ReinvestRate is the simple reinvestment rate, in decimal. Specify ReinvestBasis as 0 = not reinvested, 2 = actual/360, or 3 = actual/365. |
| Yield | Yield to maturity of Treasury bonds per \$100 notional at Settle. |
| Settle | Settlement/valuation date of futures contract. |
| MatFut | Maturity date (or anticipated delivery dates) of futures contract. |
| ConvFactor | Conversion factor. See convfactor. |
| CouponRate | Underlying bond annual coupon, in decimal. |
| Maturity | Underlying bond maturity date. |

Inputs (except RepoData and ReinvestData) must either be a scalar or a vector of size equal to the number of Treasury futures (NFUT) by 1 or 1-by-NFUT.

Description

FwdYield = tfutyieldbyrepo(RepoData, ReinvestData, Yield, Settle, MatFut, ConvFactor, CouponRate, Maturity) computes the theoretical futures bond yield given the settlement yield, the repo/funding rate, and the reinvestment rate.

FwdYield is the forward yield to maturity, in decimal, compounded semiannually.

Examples

Compute the quoted futures bond yield, given the following data:

```
RepoData      = [0.020  2];
ReinvestData  = [0.018  3];
Yield         = [0.0215; 0.0257];
Settle        = datenum('11/15/2002');
MatFut        = [datenum('15-Dec-2002'); datenum('15-Mar-2003')];
ConvFactor    = [1; 0.9854];
CouponRate    = [0.06; 0.0575];
Maturity      = [datenum('15-Aug-2009'); datenum('15-Aug-2010')];
```

```
FwdYield = tfutyieldbyrepo(RepoData, ReinvestData, Yield,...
Settle, MatFut, ConvFactor, CouponRate, Maturity)
```

```
FwdYield =
```

```
    0.0221
    0.0282
```

See Also

tfutimprepo, tfutpricebyrepo

toRateSpec

Purpose Convert IRDataCurve object to RateSpec

Class @IRDataCurve

Syntax F = toratespec(CurveObj, InpDates)

Arguments

| | |
|----------|------------------------------------------------------------------------------------------------|
| CurveObj | Interest-rate curve object that is constructed using IRDataCurve. |
| InpDates | Vector of input dates using MATLAB date format. The input dates must be after the settle date. |

Description F = toratespec(CurveObj, InpDates) returns a RateSpec object that is identical to the RateSpec structure created by the Financial Derivatives Toolbox function intenvset.

Examples This example creates an IRDataCurve object from the IRDataCurve constructor using Dates and Data and then is converted to a RateSpec structure using the toRateSpec method:

```
Data = [2.09 2.47 2.71 3.12 3.43 3.85 4.57 4.58]/100;
Dates = daysadd(today,[360 2*360 3*360 5*360 7*360 10*360 20*360 30*360],1);
irdc = IRDataCurve('Forward',today,Dates,Data)
irdc.toRateSpec(today+30:30:today+365)

irdc =

IRDataCurve handle

Properties:
    Dates: [8x1 double]
    Data: [8x1 double]
    InterpMethod: 'linear'
    Type: 'Forward'
```

```
Settle: 733596
Compounding: 2
Basis: 0
```

Methods, Events, Superclasses

ans =

```
FinObj: 'RateSpec'
Compounding: 2
Disc: [12x1 double]
Rates: [12x1 double]
EndTimes: [12x1 double]
StartTimes: [12x1 double]
EndDates: [12x1 double]
StartDates: 733596
ValuationDate: 733596
Basis: 0
EndMonthRule: 1
```

See Also

“@IRDataCurve” on page A-7

toRateSpec

Purpose Convert IRFunctionCurve object to RateSpec

Class @IRFunctionCurve

Syntax F = toratespec(CurveObj, InpDates)

Arguments

| | |
|----------|------------------------------------------------------------------------------------------------|
| CurveObj | Interest-rate curve object that is constructed using IRFunctionCurve. |
| InpDates | Vector of input dates using MATLAB date format. The input dates must be after the settle date. |

Description F = toratespec(CurveObj, InpDates) returns a RateSpec object that is identical to the RateSpec structure created by the Financial Derivatives Toolbox function intenvset.

Examples This example creates an IRFunctionCurve object using the IRFunctionCurve constructor and then a RateSpec structure is created using the toRateSpec method:

```
irfc = IRFunctionCurve('Forward',today,@(t) polyval([-0.0001 0.003 0.02],t));  
irfc.toRateSpec(today+30:30:today+365)
```

```
ans =
```

```
    FinObj: 'RateSpec'  
    Compounding: 2  
        Disc: [12x1 double]  
        Rates: [12x1 double]  
    EndTimes: [12x1 double]  
    StartTimes: [12x1 double]  
    EndDates: [12x1 double]  
    StartDates: 733596  
    ValuationDate: 733596
```


Basis: 0
EndMonthRule: 1

See Also “@IRFunctionCurve” on page A-12

zeroprice

Purpose Price zero-coupon instruments given yield

Syntax Price = zeroprice(Yield, Settle, Maturity, Period, Basis, EndMonthRule)

Arguments

| | |
|----------|---------------------------------------------------------------------------------------------------------------------------------------------------------------------------------------------------------------------------------------------------------------------------------------------------------------------------------------------------------------------------------------------------------------------------------------------------------|
| Yield | Scalar or vector containing yield to maturity of instruments. |
| Settle | Settlement date. A vector of serial date numbers or date strings. Settle must be earlier than or equal to Maturity. |
| Maturity | Maturity date. A vector of serial date numbers or date strings. |
| Period | (Optional) Scalar or vector specifying number of quasi-coupons per year. Default = 2. |
| Basis | (Optional) Day-count basis of the bond. A vector of integers. <ul style="list-style-type: none">• 0 = actual/actual (default)• 1 = 30/360 (SIA)• 2 = actual/360• 3 = actual/365• 4 = 30/360 (BMA)• 5 = 30/360 (ISDA)• 6 = 30/360 (European)• 7 = actual/365 (Japanese)• 8 = actual/actual (ICMA)• 9 = actual/360 (ICMA)• 10 = actual/365 (ICMA) |

- 11 = 30/360E (ICMA)
- 12 = actual/actual (ISDA)
- 13 = BUS/252

EndMonthRule (Optional) End-of-month rule. A vector. This rule applies only when **Maturity** is an end-of-month date for a month having 30 or fewer days. 0 = ignore rule, meaning that a bond's coupon payment date is always the same numerical day of the month. 1 = set rule on (default), meaning that a bond's coupon payment date is always the last actual day of the month.

Description

$\text{Price} = \text{zeroprice}(\text{Yield}, \text{Settle}, \text{Maturity}, \text{Period}, \text{Basis}, \text{EndMonthRule})$ calculates the prices for a portfolio of general short and long term zero-coupon instruments given the yield of the instruments. **Price** is a column vector containing a price for each zero-coupon instrument.

When there is less than one quasi-coupon, the function uses a simple yield based upon "Period times Number of Days in quasi coupon period" day-year. The default period is 2 and the default number of days is 180, which makes the user-supplied yield a simple yield on a 360-day year.

For longer term computations (more than one quasi-coupon), use the bond equivalent yield based upon present value (or compounding).

Formulas

To compute the price when there is 1 or 0 quasi-coupon periods to redemption, **zeroprice** uses the formula

$$\text{Price} = \frac{RV}{1 + \left(\frac{DSR}{E} \times \frac{Y}{M} \right)}$$

zeroprice

Quasi-coupon periods are the coupon periods that would exist if the bond were paying interest at a rate other than zero.

When there is more than one quasi-coupon period to the redemption date, *zeroprice* uses the formula

$$Price = \frac{RV}{\left(1 + \frac{Y}{M}\right)^{Nq - 1 + \frac{DSC}{E}}}$$

The elements of the equations are defined as follows.

| Variable | Definition |
|--------------|-----------------------------------------------------------------------------------------------------------------------------------------------------------|
| <i>DSC</i> | Number of days from settlement date to next quasi-coupon date as if the security paid periodic interest. |
| <i>DSR</i> | Number of days from settlement date to the redemption date (call date, put date, and so on). |
| <i>E</i> | Number of days in quasi-coupon period. |
| <i>M</i> | Number of quasi-coupon periods per year (standard for the particular security involved). |
| <i>Nq</i> | Number of quasi-coupon periods between settlement date and redemption date. If this number contains a fractional part, raise it to the next whole number. |
| <i>Price</i> | Dollar price per \$100 par value. |
| <i>RV</i> | Redemption value. |
| <i>Y</i> | Annual yield (decimal) when held to redemption. |

Examples

Example 1. Compute the price of a short-term zero-coupon instrument.

```
Settle = '24-Jun-1993';  
Maturity = '1-Nov-1993';  
Period = 2;
```

```
Basis = 0;  
Yield = 0.04;  
  
Price = zeroprice(Yield, Settle, Maturity, Period, Basis)  
  
Price =  
  
98.6066
```

Example 2. Compute the prices of a portfolio of two zero-coupon instruments, one short-term, and the other long-term.

```
Settle = '24-Jun-1993';  
Maturity = ['01-Nov-1993'; '15-Jan-2024'];  
Basis = [0; 1];  
Yield = [0.04; 0.1];  
  
Price = zeroprice(Yield, Settle, Maturity, [], Basis)  
  
Price =  
  
98.6066  
5.0697
```

References

[1] Mayle, Jan. *Standard Securities Calculation Methods*. New York: Securities Industry Association, Inc. Vol. 1, 3rd ed., 1993, ISBN 1-882936-01-9. Vol. 2, 1994, ISBN 1-882936-02-7.

See Also

bndprice, cdprice, tbillprice, zeroyield

zeroyield

Purpose Yield of zero-coupon instruments given price

Syntax Yield = zeroyield(Price, Settle, Maturity, Period, Basis, EndMonthRule)

Arguments

| | |
|----------|---------------------------------------------------------------------------------------------------------------------------------------------------------------------------------------------------------------------------------------------------------------------------------------------------------------------------------------------------------------------------------------------------------------------------------------------------------|
| Price | Scalar or vector containing prices of instruments. |
| Settle | Settlement date. A vector of serial date numbers or date strings. Settle must be earlier than or equal to Maturity. |
| Maturity | Maturity date. A vector of serial date numbers or date strings. |
| Period | (Optional) Scalar or vector specifying number of quasi-coupons per year. Default = 2. |
| Basis | (Optional) Day-count basis of the bond. A vector of integers. <ul style="list-style-type: none">• 0 = actual/actual (default)• 1 = 30/360 (SIA)• 2 = actual/360• 3 = actual/365• 4 = 30/360 (BMA)• 5 = 30/360 (ISDA)• 6 = 30/360 (European)• 7 = actual/365 (Japanese)• 8 = actual/actual (ICMA)• 9 = actual/360 (ICMA)• 10 = actual/365 (ICMA) |

- 11 = 30/360E (ICMA)
- 12 = actual/actual (ISDA)
- 13 = BUS/252

EndMonthRule (Optional) End-of-month rule. A vector. This rule applies only when **Maturity** is an end-of-month date for a month having 30 or fewer days. 0 = ignore rule, meaning that a bond's coupon payment date is always the same numerical day of the month. 1 = set rule on (default), meaning that a bond's coupon payment date is always the last actual day of the month.

Description

`Yield = zeroyield(Price, Settle, Maturity, Period, Basis, EndMonthRule)` calculates the bond-equivalent yield for a portfolio of general short and long term zero-coupon instruments given the price of the instruments. **Yield** is a column vector containing a yield for each zero-coupon instrument.

When the maturity date is fewer than 182 days away and the basis is actual/365, the function uses a simple-interest algorithm. If maturity is more than 182 days away, the function uses present value calculations.

When the basis is actual/360, the simple interest algorithm gives the money-market yield for short (1 to 6 months to maturity) Treasury bills.

The present value algorithm always gives the bond equivalent yield of the zero-coupon instrument. The algorithm is equivalent to calling `bndyield` with the zero-coupon information within one basis point.

Formulas

To compute the yield when there is zero or one quasi-coupon periods to redemption, `zeroyield` uses the formula

$$Yield = \left(\frac{RV - P}{P} \right) \times \left(\frac{M \times E}{DSR} \right)$$

zeroyield

Quasi-coupon periods are the coupon periods which would exist if the bond was paying interest at a rate other than zero. The first term calculates the yield on invested dollars. The second term converts this yield to a per annum basis.

When there is more than one quasi-coupon period to the redemption date, `zeroyield` uses the formula

$$Yield = \left(\left(\frac{RV}{P} \right)^{\frac{1}{Nq-1+\frac{DSC}{E}}} - 1 \right) \times M$$

The elements of the equations are defined as follows.

| Variable Definition | |
|---------------------|---------------------------------------------------------------------------------------------------------------------------------------------------------------|
| <i>DSC</i> | Number of days from the settlement date to next quasi-coupon date as if the security paid periodic interest. |
| <i>DSR</i> | Number of days from the settlement date to redemption date (call date, put date, and so on). |
| <i>E</i> | Number of days in quasi-coupon period. |
| <i>M</i> | Number of quasi-coupon periods per year (standard for the particular security involved). |
| <i>Nq</i> | Number of quasi-coupon periods between the settlement date and redemption date. If this number contains a fractional part, raise it to the next whole number. |
| <i>P</i> | Dollar price per \$100 par value. |
| <i>RV</i> | Redemption value. |
| <i>Yield</i> | Annual yield (decimal) when held to redemption. |

Examples

Example 1. Compute the yield of a short-term zero-coupon instrument.

```
Settle    = '24-Jun-1993';  
Maturity  = '1-Nov-1993';  
Basis     = 0;  
Price     = 95;
```

```
Yield = zeroyield(Price, Settle, Maturity, [], Basis)
```

```
Yield =
```

```
0.1490
```

Example 2. Recompute the yield of the same instrument using a different day-count basis.

```
Settle    = '24-Jun-1993';  
Maturity  = '1-Nov-1993';  
Basis     = 1;  
Price     = 95;
```

```
Yield = zeroyield(Price, Settle, Maturity, [], Basis)
```

```
Yield =
```

```
0.1492
```

Example 3. Compute the yield of a long-term zero-coupon instrument.

```
Settle    = '24-Jun-1993';  
Maturity  = '15-Jan-2024';  
Basis     = 0;  
Price     = 9;
```

```
Yield = zeroyield(Price, Settle, Maturity, [], Basis)
```

```
Yield =
```

zeroyield

0.0804

References

[1] Mayle, Jan. *Standard Securities Calculation Methods*. New York: Securities Industry Association, Inc. Vol. 1, 3rd ed., 1993, ISBN 1-882936-01-9. Vol. 2, 1994, ISBN 1-882936-02-7.

See Also

bndyield, cdyield, tbillyield, zeroprice

Class Reference

- “@IRBootstrapOptions” on page A-2
- “@IRCurve” on page A-4
- “@IRDataCurve” on page A-7
- “@IRFitOptions” on page A-10
- “@IRFunctionCurve” on page A-12

@IRBootstrapOptions

Create specific options for bootstrapping an interest-rate curve object

| In this section... |
|-------------------------------------------|
| “Hierarchy” on page A-2 |
| “Constructor” on page A-2 |
| “Public Read-Only Properties” on page A-2 |
| “Methods” on page A-3 |

Hierarchy

Superclasses: None

Subclasses: None

Constructor

IRBootstrapOptions

Public Read-Only Properties

| Name | Description |
|---------------------|-----------------------------------------------------------------------------------------------------------------------------------------------------------------------------------------------------------------------------------------------------------------------------------------------------------------------------------------------------------------------------------------------------------------------------------------------------------------------------------------------------------------------------------------|
| ConvexityAdjustment | <p>Controls the convexity adjustment to interest rate futures. This can be specified as a function handle that takes time to maturity as an input and returns a value which is ConvexityAdjustment. Alternatively, you can define ConvexityAdjustment as an N-by-1 vector of values, where N is the number of interest rate futures. In either case, the ConvexityAdjustment is subtracted from the futures rate.</p> <p>For more information on defining a function handle, see the MATLAB Programming Fundamentals documentation.</p> |

Methods

There are no methods.

@IRCurve

Base abstract class for interest-rate curve objects

| In this section... |
|-------------------------------------------|
| “Hierarchy” on page A-4 |
| “Description” on page A-4 |
| “Constructor” on page A-4 |
| “Public Read-Only Properties” on page A-4 |
| “Methods” on page A-6 |

Hierarchy

Superclasses: None

Subclasses: @IRDataCurve, @IRFunctionCurve

Description

IRCurve is an abstract class; you cannot create instances of it directly. You can create IRDataCurve and IRFunctionCurve objects that are derived from this class.

Constructor

@IRCurve is an abstract class. To construct an IRCurve object, use one of the subclass constructors, IRDataCurve or IRFunctionCurve.

Public Read-Only Properties

| Name | Description |
|--------|----------------------------------------------------------|
| Type | Type of interest-rate curve: zero, forward, or discount. |
| Settle | Scalar or column vector of settlement dates. |

| Name | Description |
|-------------|----------------------------------------------------------------------------------------------------------------------------------------------------------------------------------------------------------------------------------------------------------------------------------------------------------------------------------------------------------------------------------------------------------------------------------------------------------------------------------------------------------------------------------------------------------------------------|
| Compounding | <p>Scalar that sets the compounding frequency per year for the IRCurve object:</p> <ul style="list-style-type: none"> • -1 = Continuous compounding • 1 = Annual compounding • 2 = Semiannual compounding (default) • 3 = Compounding three times per year • 4 = Quarterly compounding • 6 = Bimonthly compounding • 12 = Monthly compounding |
| Basis | <p>Day-count basis of the interest-rate curve. A vector of integers.</p> <ul style="list-style-type: none"> • 0 = actual/actual (default) • 1 = 30/360 (SIA) • 2 = actual/360 • 3 = actual/365 • 4 = 30/360 (BMA) • 5 = 30/360 (ISDA) • 6 = 30/360 (European) • 7 = actual/365 (Japanese) • 8 = actual/actual (ICMA) • 9 = actual/360 (ICMA) • 10 = actual/365 (ICMA) • 11 = 30/360E (ICMA) • 12 = actual/actual (ISDA) • 13 = BUS/252 |

Methods

Classes that inherit from the `IRCurve` abstract class must implement the following methods.

| Method | Description |
|---------------------------------|-----------------------------------------------------------------------------------------------------------------------------------------------------------------------------------------|
| <code>getForwardRates</code> | Returns forward rates for input dates. |
| <code>getZeroRates</code> | Returns zero rates for input dates. |
| <code>getDiscountFactors</code> | Returns discount factors for input dates. |
| <code>getParYields</code> | Returns par yields for input dates. |
| <code>toRateSpec</code> | Converts to be a <code>RateSpec</code> object. This is identical to the <code>RateSpec</code> structure produced by the Financial Derivatives Toolbox function <code>intenvset</code> . |

@IRDataCurve

Represent interest-rate curve object based on vector of dates and data

In this section...

“Hierarchy” on page A-7

“Description” on page A-7

“Constructor” on page A-7

“Public Read-Only Properties” on page A-8

“Methods” on page A-9

Hierarchy

Superclasses: @IRCurve

Subclasses: None

Description

IRDataCurve is a representation of an interest-rate curve object with dates and data. You can construct this object directly by specifying dates and corresponding interest rates or discount factors; alternatively, you can bootstrap the object from market data. After an interest-rate curve object is constructed, you can:

- Calculate forward and zero rates and determine par yields.
- Extract the discount factors.
- Convert to a RateSpec structure that is identical to the RateSpec structure produced by the Financial Derivatives Toolbox function `intenvset`.

Constructor

IRDataCurve

Public Read-Only Properties

| Name | Description |
|-------------|-----------------------------------------------------------------------------------------------------------------------------------------------------------------------------------------------------------------------------------------------------------------------------------------------------------------------------------------------------------------------------------------------------------------------------------------------------------------------------------------------------------|
| Type | Type of interest-rate curve: zero, forward, or discount. |
| Settle | Scalar or column vector of settlement dates. |
| Compounding | <p>Scalar that sets the compounding frequency per year for the IRCurve object:</p> <ul style="list-style-type: none"> • -1 = Continuous compounding • 1 = Annual compounding • 2 = Semiannual compounding (default) • 3 = Compounding three times per year • 4 = Quarterly compounding • 6 = Bimonthly compounding • 12 = Monthly compounding |
| Basis | <p>Day-count basis of the financial curve. A vector of integers.</p> <ul style="list-style-type: none"> • 0 = actual/actual (default) • 1 = 30/360 (SIA) • 2 = actual/360 • 3 = actual/365 • 4 = 30/360 (BMA) • 5 = 30/360 (ISDA) • 6 = 30/360 (European) • 7 = actual/365 (Japanese) • 8 = actual/actual (ICMA) • 9 = actual/360 (ICMA) • 10 = actual/365 (ICMA) • 11 = 30/360E (ICMA) |

| Name | Description |
|--------------|------------------------------------------------------------------------------------------------------------------------------------------------------------------------------------------------------------------------------------------------------------------------------------|
| | <ul style="list-style-type: none"> • 12 = actual/actual (ISDA) • 13 = BUS/252 |
| Dates | Dates corresponding to rate data. |
| Data | Interest-rate data or discount factors for the curve object. |
| InterpMethod | Values are: <ul style="list-style-type: none"> • 'linear' — Linear interpolation (default). • 'constant' — Piecewise constant interpolation. • 'pchip' — Piecewise cubic Hermite interpolation. • 'spline' — Cubic spline interpolation. |

Methods

The following table contains links to methods with supporting reference pages, including examples.

| Method | Description |
|---------------------------------|---------------------------------------------------------------------------------------------------------|
| <code>getForwardRates</code> | Returns forward rates for input dates. |
| <code>getZeroRates</code> | Returns zero rates for input dates. |
| <code>getDiscountFactors</code> | Returns discount factors for input dates. |
| <code>getParYields</code> | Returns par yields for input dates. |
| <code>toRateSpec</code> | Converts to be a <code>RateSpec</code> object. This structure is identical to the <code>RateSpec</code> |
| <code>bootstrap</code> | Bootstraps an interest rate curve from market data. |

@IRFitOptions

Object to specify fitting options for an IRFunctionCurve interest-rate curve object

| In this section... |
|--------------------------------------------|
| “Hierarchy” on page A-10 |
| “Description” on page A-10 |
| “Constructor” on page A-10 |
| “Public Read-Only Properties” on page A-11 |
| “Methods” on page A-11 |

Hierarchy

Superclasses: None

Subclasses: None

Description

The IRFitOptions object allows you to specify options relating to the fitting process for an IRFunctionCurve object. Input arguments are specified in parameter/value pairs. The IRFitOptions structure provides the capability to choose which quantity to be minimized and other optimization parameters.

Constructor

IRFitOptions

Public Read-Only Properties

| Name | Description |
|--------------|--------------------------------------------------------------------------------------------------------------------------------------------------------------------------------|
| FitType | Price, Yield, or DurationWeightedPrice determines which is minimized in the curve fitting process. DurationWeightedPrice is the default. |
| InitialGuess | Initial guess for the parameters of the curve function. |
| UpperBound | Upper bound for the parameters of the curve function. |
| LowerBound | Lower bound for the parameters of the curve function. |
| OptOptions | Optimization structure based on the output from the Optimization Toolbox function <code>optimset</code> . This optimization structure is evaluated by <code>lsqnonlin</code> . |

Methods

There are no methods.

@IRFunctionCurve

Represent an interest-rate curve object using a function

| In this section... |
|--------------------------------------------|
| “Hierarchy” on page A-12 |
| “Description” on page A-12 |
| “Constructor” on page A-12 |
| “Public Read-Only Properties” on page A-13 |
| “Methods” on page A-14 |

Hierarchy

Superclasses: @IRCurve

Subclasses: None

Description

IRFunctionCurve is a representation of an interest-rate curve object. You can construct this object directly by specifying a function handle or a function can be fit to market data using methods of the object. After an interest-rate curve object is constructed; you can:

- Calculate forward and zero rates and determine par yields.
- Extract the discount factors.
- Convert to a RateSpec structure; this is identical to the RateSpec structure produced by the Financial Derivatives Toolbox function `intenvset`.

Constructor

IRFunctionCurve

Public Read-Only Properties

| Name | Description |
|-------------|--------------------------------------------------------------------------------------------------------------------------------------------------------------------------------------------------------------------------------------------------------------------------------------------------------------------------------------------------------------------------------------------------------------------------------------------------------------------------------|
| Type | Type of interest-rate curve: zero, forward, or discount. |
| Settle | Scalar or column vector of settlement dates. |
| Compounding | <p>Scalar that sets the compounding frequency per year for the IRCurve object:</p> <ul style="list-style-type: none"> • -1 = Continuous compounding • 1 = Annual compounding • 2 = Semiannual compounding (default) • 3 = Compounding three times per year • 4 = Quarterly compounding • 6 = Bimonthly compounding • 12 = Monthly compounding |
| Basis | <p>Day-count basis of the interest-rate curve. A vector of integers.</p> <ul style="list-style-type: none"> • 0 = actual/actual (default) • 1 = 30/360 (SIA) • 2 = actual/360 • 3 = actual/365 • 4 = 30/360 (BMA) • 5 = 30/360 (ISDA) • 6 = 30/360 (European) • 7 = actual/365 (Japanese) • 8 = actual/actual (ICMA) • 9 = actual/360 (ICMA) • 10 = actual/365 (ICMA) |

| Name | Description |
|----------------|------------------------------------------------------------------------------------------------------------------------------------------------------------------|
| | <ul style="list-style-type: none"> • 11 = 30/360E (ICMA) • 12 = actual/actual (ISDA) • 13 = BUS/252 |
| FunctionHandle | Function handle that defines the interest-rate curve. For more information on defining a function handle, see the MATLAB Programming Fundamentals documentation. |

Methods

The following table contains links to methods with supporting reference pages, including examples.

| Method | Description |
|--------------------|-------------------------------------------------------------------------------|
| getForwardRates | Returns forward rates for input dates. |
| getZeroRates | Returns zero rates for input dates. |
| getDiscountFactors | Returns discount factors for input dates. |
| getParYields | Returns par yields for input dates. |
| toRateSpec | Converts to be a RateSpec object. This is identical to the RateSpec structure |
| fitSvensson | Fits a Svensson function to market data. |
| fitNelsonSiegel | Fits a Nelson-Siegel function to market data. |
| fitSmoothingSpline | Fits a smoothing spline function to market data. |
| fitFunction | Fits a custom function to market data. |

Bibliography

- “Fitting Interest-Rate Curve Functions” on page B-2
- “Bootstrapping a Swap Curve” on page B-3
- “Bond Futures” on page B-4

Fitting Interest-Rate Curve Functions

Nelson, C.R., Siegel, A.F., "Parsimonious modelling of yield curves," *Journal of Business*, Number 60, 1987, pp 473-89.

Svensson, L.E.O., "Estimating and interpreting forward interest rates: Sweden 1992-4," International Monetary Fund, IMF Working Paper, 1994, p. 114.

Fisher, M., Nychka, D., Zervos, D., "Fitting the term structure of interest rates with smoothing splines," Board of Governors of the Federal Reserve System, Federal Reserve Board Working Paper, 1995.

Anderson, N., Sleath, J., "New estimates of the UK real and nominal yield curves," *Bank of England Quarterly Bulletin*, November, 1999, pp 384-92.

Waggoner, D., "Spline Methods for Extracting Interest Rate Curves from Coupon Bond Prices," Federal Reserve Board Working Paper, 1997, p. 10.

"Zero-coupon yield curves: technical documentation," *BIS Papers*, Bank for International Settlements, Number 25, October, 2005.

Bolder, D.J., Gusba, S., "Exponentials, Polynomials, and Fourier Series: More Yield Curve Modelling at the Bank of Canada," *Working Papers*, Bank of Canada, 2002, p. 29.

Bolder, D.J., Streliski, D., "Yield Curve Modelling at the Bank of Canada," *Technical Reports*, Number 84, 1999, Bank of Canada.

Bootstrapping a Swap Curve

Hagan, P., West, G., "Interpolation Methods for Curve Construction," *Applied Mathematical Finance*, Vol. 13, Number 2, 2006.

Ron, Uri, "A Practical Guide to Swap Curve Construction," *Working Papers*, Bank of Canada, 2000, p. 17.

Bond Futures

Burghardt, G., T. Belton, M. Lane, and J. Papa, *The Treasury Bond Basis*, McGraw-Hill, 2005.

Krgin, Dragomir, *Handbook of Global Fixed Income Calculations*, John Wiley & Sons, 2002.

Examples

Use this list to find examples in the documentation.

Treasury Bills

“Treasury Bill Repurchase Agreements” on page 3-3

“Treasury Bill Yields” on page 3-5

Using Zero-Coupon Bonds

“Pricing Treasury Notes” on page 3-8

“Pricing Corporate Bonds” on page 3-10

Stepped-Coupon Bonds

“Cash Flows from Stepped-Coupon Bonds” on page 3-12

“Price and Yield of Stepped-Coupon Bonds” on page 3-14

Pricing and Hedging

“Swap Pricing Example” on page 4-3

Bond Futures

“Example Analysis of Bond Futures” on page 4-14

American option

An option that can be exercised any time until its expiration date.
Contrast with European option.

amortization

Reduction in value of an asset over some period for accounting purposes.
Generally used with intangible assets. Depreciation is the term used with fixed or tangible assets.

annuity

A series of payments over a period of time. The payments are usually in equal amounts and usually at regular intervals such as quarterly, semiannually, or annually.

arbitrage

The purchase of securities on one market for immediate resale on another market to profit from a price or currency discrepancy.

basis point

One hundredth of one percentage point, or 0.0001.

beta

The price volatility of a financial instrument relative to the price volatility of a market or index as a whole. Beta is most commonly used with respect to equities. A high-beta instrument is riskier than a low-beta instrument.

binomial model

A method of pricing options or other equity derivatives in which the probability over time of each possible price follows a binomial distribution. The basic assumption is that prices can move to only two values (one higher and one lower) over any short time period.

Black-Scholes model

The first complete mathematical model for pricing options, developed by Fischer Black and Myron Scholes. It examines market price, strike price, volatility, time to expiration, and interest rates. It is limited to only certain kinds of options.

Bollinger band chart

A financial chart that plots actual asset data along with three other bands of data: the upper band is two standard deviations above a user-specified moving average; the lower band is two standard deviations below that moving average; and the middle band is the moving average itself.

bootstrapping, bootstrap method

A procedure for constructing a term structure from a set of market instruments by progressively deriving rates.

building a binomial tree

For a binomial option model: plotting the two possible short-term price-changes values, and then the subsequent two values each, and then the subsequent two values each, and so on, over time, is known as “building a binomial tree.” See also **binomial model** on page Glossary-1.

call

a. An option to buy a certain quantity of a stock or commodity for a specified price within a specified time. See **put** on page Glossary-10. **b.** A demand to submit bonds to the issuer for redemption before the maturity date. **c.** A demand for payment of a debt. **d.** A demand for payment due on stock bought on margin.

callable bond

A bond that allows the issuer to buy back the bond at a predetermined price at specified future dates. The bond contains an embedded call option; that is, the holder has sold a call option to the issuer. See also **puttable bond** on page Glossary-10.

cap

Interest-rate option that guarantees that the rate on a floating-rate loan will not exceed a certain level.

caplet

A cap that is guaranteed for one particular date.

cash flow

Cash received and paid over time.

cheapest to deliver

Cheapest to deliver represents the least expensive underlying product that can be delivered upon expiry to satisfy the requirements of a derivative contract.

clean price

The price of a bond excluding any interest that has accrued since issue or the most recent coupon payment.

collar

Interest-rate option that guarantees that the rate on a floating-rate loan will not exceed a certain upper level nor fall below a lower level. It is designed to protect an investor against wide fluctuations in interest rates.

conditional prepayment rate (CPR)

The fraction of mortgage principal that had not prepaid at the beginning of any year but does prepay during the year. CPR is an annualization of the single monthly mortality rate. See also **single monthly mortality (SMM)** on page Glossary-11.

conversion factor

The rate used to adjust differences in bond values for delivery on U.S. Treasury bond futures contracts.

convexity

A measure of the rate of change in duration; measured in time. The greater the rate of change, the more the duration changes as yield changes.

correlation

The simultaneous change in value of two random numeric variables.

correlation coefficient

A statistic in which the covariance is scaled to a value between minus one (perfect negative correlation) and plus one (perfect positive correlation).

coupon

Detachable certificate attached to a bond that shows the amount of interest payable at regular intervals, usually semiannually. Originally coupons were actually attached to the bonds and had to be cut off or "clipped" to redeem them and receive the interest payment.

coupon dates

The dates when the coupons are paid. Typically a bond pays coupons annually or semiannually.

coupon rate

The nominal interest rate that the issuer promises to pay the buyer of a bond.

covariance

A measure of the degree to which returns on two assets move in tandem. A positive covariance means that asset returns move together; a negative covariance means they vary inversely.

delta

The rate of change of the price of a derivative security relative to the price of the underlying asset; that is, the first derivative of the curve that relates the price of the derivative to the price of the underlying security.

depreciation

Reduction in value of fixed or tangible assets over some period for accounting purposes. See also **amortization** on page Glossary-1.

derivative

A financial instrument that is based on some underlying asset. For example, an option is a derivative instrument based on the right to buy or sell an underlying instrument.

dirty price

The price of a bond including the accrued interest.

discount curve

The curve of discount rates vs. maturity dates.

duration

The expected life of a fixed-income security considering its coupon yield, interest payments, maturity, and call features. As market interest rates rise, the duration of a financial instrument decreases. See also **Macaulay duration** on page Glossary-7.

efficient frontier

A graph representing a set of portfolios that maximizes expected return at each level of portfolio risk. See also **Markowitz model** on page Glossary-7.

elasticity

See **lambda** on page Glossary-7.

Eurodollar

U.S. dollar-denominated deposits at foreign banks or foreign branches of American banks.

European option

An option that can be exercised only on its expiration date. Contrast with American option.

exercise price

The price set for buying an asset (call) or selling an asset (put). The strike price.

face value

The maturity value of a security. Also known as par value, principal value, or redemption value.

fixed-income security

A security that pays a specified cash flow over a specific period. Bonds are typical fixed-income securities.

floor

Interest-rate option that guarantees that the rate on a floating-rate loan will not fall below a certain level.

forward curve

The curve of forward interest rates vs. maturity dates.

forward rate

The future interest rate of a bond inferred from the term structure, especially from the yield curve of zero-coupon bonds, calculated from the growth factor of an investment in a zero held until maturity.

forward rate agreement (FRA)

A forward contract that determines an interest rate to be paid or received on an obligation beginning at a start date sometime in the future.

future value

The value that a sum of money (the present value) earning compound interest will have in the future.

gamma

The rate of change of delta for a derivative security relative to the price of the underlying asset; that is, the second derivative of the option price relative to the security price.

Greeks

Collectively, "greeks" refer to the financial measures delta, gamma, lambda, rho, theta, and vega, which are sensitivity measures used in evaluating derivatives.

hedge

A securities transaction that reduces or offsets the risk on an existing investment position.

implied repo rate

Implied repo rate is the rate of return of borrowing money to buy an asset in the spot market and delivering it in the futures market where the notional is used to repay the loan.

implied volatility

For an option, the variance that makes a call option price equal to the market price. Given the option price, strike price, and other factors, the Black-Scholes model computes implied volatility.

internal rate of return

a. The average annual yield earned by an investment during the period held. **b.** The effective rate of interest on a loan. **c.** The discount rate in discounted cash flow analysis. **d.** The rate that adjusts the value of future cash receipts earned by an investment so that interest earned equals the original cost. See also **yield to maturity** on page Glossary-14.

issue date

The date a security is first offered for sale. That date usually determines when interest payments, known as coupons, are made.

lambda

The percentage change in the price of an option relative to a 1% change in the price of the underlying security. Also known as elasticity.

LIBOR

Abbreviation for London Interbank Offered Rate, an interest rate set daily in London. Applies to loans among large international banks.

long position

Outright ownership of a security or financial instrument. The owner expects the price to rise to make a profit on some future sale.

long rate

The yield on a zero-coupon Treasury bond.

Macaulay duration

A widely used measure of price sensitivity to yield changes developed by Frederick Macaulay in 1938. It is measured in years and is a weighted average-time-to-maturity of an instrument. The Macaulay duration of an income stream, such as a coupon bond, measures how long, on average, the owner waits before receiving a payment. It is the weighted average of the times payments are made, with the weights at time T equal to the present value of the money received at time T .

Markowitz model

A model for selecting an optimum investment portfolio, devised by H. M. Markowitz. It uses a discrete-time, continuous-outcome approach

for modeling investment problems, often called the mean-variance paradigm. See also **efficient frontier** on page Glossary-5.

maturity date

The date when the issuer returns the final face value of a bond to the buyer.

mean

a. A number that typifies a set of numbers, such as a geometric mean or an arithmetic mean. b. The average value of a set of numbers.

modified duration

The Macaulay duration discounted by the per-period interest rate; that is, divided by $(1 + \text{rate}/\text{frequency})$.

Monte-Carlo simulation

A mathematical modeling process. For a model that has several parameters with statistical properties, pick a set of random values for the parameters and run a simulation. Then pick another set of values, and run it again. Run it many times (often 10,000 times) and build up a statistical distribution of outcomes of the simulation. This distribution of outcomes is then used to answer whatever question you are asking.

moving average

A price average that is adjusted by adding other parametrically determined prices over some time period.

moving-averages chart

A financial chart that plots leading and lagging moving averages for prices or values of an asset.

Nelson-Siegel model

A model that fits the empirical form of the yield curve with a prespecified functional form of the spot rates, which is a function of the time to maturity of the bonds.

normal (bell-shaped) distribution

In statistics, a theoretical frequency distribution for a set of variable data, usually represented by a bell-shaped curve symmetrical about the mean.

notional

The nominal value used to calculate swap payments.

odd first or last period

Fixed-income securities may be purchased on dates that do not coincide with coupon or payment dates. The length of the first and last periods may differ from the regular period between coupons, and thus the bond owner is not entitled to the full value of the coupon for that period. Instead, the coupon is prorated according to how long the bond is held during that period.

off-the-run

All Treasury bonds and notes issued before the most recently issued bond or note of a particular maturity. These are the opposite of on-the-run treasuries.

on-the-run

The most recently issued U.S. Treasury bond or note of a particular maturity. These are the opposite of off-the-run treasuries.

option

A right to buy or sell specific securities or commodities at a stated price (exercise or strike price) within a specified time. An option is a type of derivative.

option-adjusted spread

A yield spread that is not directly attributable to the characteristics of a fixed income security.

pass-through

A type of mortgage-backed security in which the interest and principal payments on the underlying mortgages "pass through" to the holders, pro rata, minus a servicing fee.

par value

The maturity or face value of a security or other financial instrument.

par yield curve

The yield curve of bonds selling at par, or face, value.

piecewise constant interpolation

Interpolation where intermediate points take the value of the previous data point.

present value

Today's value of an investment that yields some future value when invested to earn compounded interest at a known interest rate; that is, the future value at a known period in time discounted by the interest rate over that time period.

principal value

See **par value** on page Glossary-9.

purchase price

Price paid for a security. Typically the purchase price of a bond is not the same as the redemption value.

put

An option to sell a stipulated amount of stock or securities within a specified time and at a fixed exercise price. See also **call** on page Glossary-2.

puttable bond

A bond that allows the holder to redeem the bond at a predetermined price at specified future dates. The bond contains an embedded put option; that is, the holder has bought a put option. See also **callable bond** on page Glossary-2.

redemption value

See **par value** on page Glossary-9.

regression analysis

Statistical analysis techniques that quantify the relationship between two or more variables. The intent is quantitative prediction or forecasting, particularly using a small population to forecast the behavior of a large population.

rho

The rate of change in a derivative's price relative to the underlying security's risk-free interest rate.

repo rate

The discounted interest rate at which a central bank repurchases government securities.

sensitivity

The "what if" relationship between variables; the degree to which changes in one variable cause changes in another variable. A specific synonym is volatility.

settlement date

The date when money first changes hands; that is, when a buyer actually pays for a security. It need not coincide with the issue date.

short rate

The annualized one-period interest rate.

short sale, short position

The sale of a security or financial instrument not owned, in anticipation of a price decline and making a profit by purchasing the instrument later at a lower price, and then delivering the instrument to complete the sale. See **long position** on page Glossary-7.

single monthly mortality (SMM)

The fraction of mortgage principal that had not prepaid at the beginning of a given month but does prepay during the month. See also **conditional prepayment rate (CPR)** on page Glossary-3.

smoothing spline

Cubic spline that is smoothed by applying a penalty to the spline's second derivative.

spot curve, spot yield curve

See **zero curve, zero-coupon yield curve** on page Glossary-14.

spot rate

The current interest rate appropriate for discounting a cash flow of some given maturity.

spread

For options, a combination of call or put options on the same stock with differing exercise prices or maturity dates.

standard deviation

A measure of the variation in a distribution, equal to the square root of the arithmetic mean of the squares of the deviations from the arithmetic mean; the square root of the variance.

stochastic

Involving or containing a random variable or variables; involving chance or probability.

straddle

A strategy used in trading options or futures. It involves simultaneously purchasing put and call options with the same exercise price and expiration date, and it is most profitable when the price of the underlying security is volatile.

strike

Exercise a put or call option.

strike price

See **exercise price** on page Glossary-5.

Svensson model

Extends the Nelson-Siegel model by adding a further term that allows for a second “hump.” The extra precision is achieved by adding two more parameters, β_3 and τ_2 , which have to be estimated. See also **Nelson-Siegel model** on page Glossary-8.

swap

A contract between two parties to exchange cash flows in the future according to some formula.

swap option

A swap option; an option on an interest-rate swap. The option gives the holder the right to enter into a contracted interest-rate swap at a specified future date. See also **swap** on page Glossary-12.

tenor

Life of a swap.

term repo rate

Term repo rate is the rate of interest for a repurchase agreement that is structured to be in effect for a specific period of time. See also **implied repo rate** on page Glossary-6.

term structure

The relationship between the yields on fixed-interest securities and their maturity dates. Expectation of changes in interest rates affects term structure, as do liquidity preferences and hedging pressure. A yield curve is one representation in the term structure.

theta

The rate of change in the price of a derivative security relative to time. Theta is usually small or negative since the value of an option tends to drop as it approaches maturity.

Treasury bill

Short-term U.S. Government security issued at a discount from the face value and paying the face value at maturity.

Treasury bond

Long-term debt obligation of the U.S. Government that makes coupon payments semiannually and is sold at or near par value in \$1000 denominations or higher. Face value is paid at maturity.

variance

The dispersion of a variable. The square of the standard deviation.

vega

The rate of change in the price of a derivative security relative to the volatility of the underlying security. When vega is large the security is sensitive to small changes in volatility.

volatility

a. Another general term for sensitivity. **b.** The standard deviation of the annualized continuously compounded rate of return of an asset. **c.** A measure of uncertainty or risk.

yield

a. Measure of return on an investment, stated as a percentage of price. Yield can be computed by dividing return by purchase price, current market value, or other measure of value. **b.** Income from a bond expressed as an annualized percentage rate. **c.** The nominal annual interest rate that gives a future value of the purchase price equal to the redemption value of the security. Any coupon payments determine part of that yield.

yield curve

Graph of yields (vertical axis) of a particular type of security versus the time to maturity (horizontal axis). This curve usually slopes upward, indicating that investors usually expect to receive a premium for securities that have a longer time to maturity. The benchmark yield curve is for U.S. Treasury securities with maturities ranging from three months to 30 years. See **term structure** on page Glossary-13.

yield to maturity

A measure of the average rate of return that will be earned on a bond if held to maturity.

zero curve, zero-coupon yield curve

A yield curve for zero-coupon bonds; zero rates versus maturity dates. Since the maturity and duration (Macaulay duration) are identical for zeros, the zero curve is a pure depiction of supply/demand conditions for loanable funds across a continuum of durations and maturities. Also known as spot curve or spot yield curve.

zero-coupon bond, or zero

A bond that, instead of carrying a coupon, is sold at a discount from its face value, pays no interest during its life, and pays the principal only at maturity.

A

actual/360 3-2

B

bkcall 7-2
bkcaplet 7-8
bkfloorlet 7-11
bkput 7-14
bndfutimprepo 7-21
bndfutprice 7-26
bond equivalent yield 7-160
bond futures 4-12
 example analysis 4-14
bootstrap (IRDataCurve) 7-31
break-even discount rate 3-3

C

cbprice 7-39
cdai 7-44
cdprice 7-46
cdyield 7-49
cheapest to deliver (CTD) 4-15
conditional prepayment rate (CPR) 2-4
conversion factors 4-14
convertible bond 4-10
convfactor 7-51
coupon bond functions 3-7
CPR
 (conditional payment rate) 2-4
CTD
 (cheapest to deliver) 4-15

D

discount security 3-2
duration
 modified 2-8

E

effective duration 2-10
 defined mathematically 2-10

F

fitFunction (IRFunctionCurve) 7-55
fitNelsonSiegel (IRFunctionCurve) 7-62
fitSmoothingSpline (IRFunctionCurve) 7-68
fitSvensson (IRFunctionCurve) 7-74
forward rate agreement 7-115
 defined 7-119

G

getDiscountFactors (IRFunctionCurve) 7-82
getDiscountFactors(IRDataCurve) 7-80
getForwardRates (IRDataCurve) 7-84
getForwardRates (IRFunctionCurve) 7-87
getParYields (IRDataCurve) 7-90
getParYields (IRFunctionCurve) 7-93
getZeroRates (IRDataCurve) 7-96
getZeroRates (IRFunctionCurve) 7-99

I

implied repo 4-15
interest-rate curve objects
 class objects 5-2
 creating 5-4
 workflow 5-3
IRBootstrapOptions 7-102
IRDataCurve 7-103
 bootstrapping 5-7
 constructor 5-6
 converting to RateSpec 5-25
IRFitOptions 7-107
IRFunctionCurve 7-109
 converting to RateSpec 5-25
 customizing using fitFunction 5-21

- using function handle 5-13
- using Nelson-Siegel model 5-14
- using smoothing spline model 5-18
- using Svensson model 5-16

L

- liborduration 7-113
- liborfloat2fixed 7-115
- liborprice 7-119

M

- mbscfamounts 7-122
- mbsconvp 7-125
- mbsconvy 7-127
- mbsdurp 7-129
- mbsdury 7-132
- mbsnoprepay 7-135
- mbsoas2price 7-137
- mbsoas2yield 7-141
- mbspassthrough 7-145
- mbsprice 7-147
- mbsprice2oas 7-150
- mbsprice2speed 7-154
- mbswal 7-157
- mbsyield 7-159
- mbsyield2oas 7-162
- mbsyield2speed 7-166
- modified duration 2-8
- mortgage yield 7-160
- mortgage-backed securities 2-2

O

- OAS
 - (option-adjusted spread) 2-9
- off-the-run 3-15
- on-the-run 3-15
- option-adjusted spread
 - defined 2-10

- option-adjusted spread (OAS) 2-9
 - effect on pool pricing 2-10

P

- pass-through certificate 2-2
- prepayment 2-3
- prepayment summary 2-16
- psaspeed2default 7-169
- psaspeed2rate 7-170
- Public Securities Association (PSA) 2-3
- PVBP 4-16

Q

- quasi-coupon periods
 - zeroprice 7-218
 - zeroyield 7-222

S

- seasoned prepayment vector 2-13
- single monthly mortality (SMM) rate 2-4
- SMM
 - single monthly mortality rate 2-4
- spread 3-15
 - term structure of 3-15
- stepcpncfamounts 7-172
- stepcpnprice 7-178
- stepcpnyield 7-183

T

- tbilldisc2yield 7-188
- tbillprice 7-190
- tbillrepo 7-192
- tbillval01 7-194
- tbillyield 7-196
- tbillyield2disc 7-198
- tenor 7-113
- tfutbyprice 7-200

tfutbyyield 7-203
tfutimprepo 7-206
tfutpricebyrepo 7-208
toRateSpec (IRDataCurve) 7-212
toRateSpec (IRFunctionCurve) 7-214
Treasury bills
 defined 3-2
Treasury bonds 3-2
Treasury notes 3-2

Z

zero-coupon bond
 defined 3-7
 quality of measurement 3-7
zeroprice 7-216
zeroyield 7-220